

**OPERATION WEALTH CREATION AND POVERTY REDUCTION IN KABALE  
DISTRICT: A CASE STUDY OF RUBAYA SUB-COUNTY**

**BY**

**KATUSIIME MARION**

**2020/A/MPPM/2958/W**

**A DISSERTATION SUBMITTED TO THE DIRECTORATE OF POSTGRADUATE  
TRAINING IN PARTIAL FULFILMENT OF THE REQUIREMENTS FOR THE  
AWARD OF A MASTER'S DEGREE IN PROJECT PLANNING AND  
MANAGEMENT OF KABALE UNIVERSITY**

**MAY 2022**

## DECLARATION

I, Katusiime Marion, declare to the best of my knowledge that this research Dissertation entitled “*Operation Wealth Creation (OWC) and Poverty reduction in Kabale District, a case study of Rubaya sub-county*” is my original work and has never been presented to any University or Institution of higher learning for the award of any degree.

Sign



.....Date.....

13/05/2022

KATUSIIME MARION

2020/A/MPPM/2958/W


## APPROVAL

This Research Dissertation titled "*Operation Wealth Creation and Poverty Reduction in Kabale District, a case Study of Rubaya Sub-County*" has been submitted to the Kabale University's Academic Board of Examiners with the approval of the following supervisors.

Signature..........Date.....13-5-2022

Name: Professor Siraje Kaaya

Academic Supervisor

Signature..........Date.....13-5/-2022

Name: Dr. Samuel Karuhanga

Academic supervisor

## **DEDICATION**

This research dissertation is dedicated to my family members for the moral support they rendered me during my study.

## **ACKNOWLEDGEMENTS**

This research dissertation is a product of my sweat, capability, hard work, and God's grace. I am so grateful to my supervisors Professor Siraje Kaaya and Dr.Samuel Karuhanga for their great guidance in this work. May God bless you.

I wish to extend my sincere thanks to my lovely Mother for realizing the importance of educating a Girl Child in today's fiercely competitive environment to this level. Thank you for the continuous support in terms of prayers, and constructive words towards my studies.

I also extend my sincere thanks to my workmates and employer for financial, moral, and spiritual guidance. May the almighty God reward them abundantly.

Special thanks go to my classmates for the support, advice and guidance towards the noble cause.

## TABLE OF CONTENTS

DECLARATION -----	ERROR! BOOKMARK NOT DEFINED.
APPROVAL-----	ERROR! BOOKMARK NOT DEFINED.
DEDICATION -----	2
ACKNOWLEDGEMENTS -----	3
LIST OF ABBREVIATIONS-----	8
ABSTRACT-----	9
<b>CHAPTER ONE: INTRODUCTION -----</b>	<b>10</b>
1.1.1 HISTORICAL PERSPECTIVE -----	11
1.1.2 THEORETICAL PERSPECTIVE -----	12
1.1.3 CONCEPTUAL PERSPECTIVE-----	14
1.1.4 CONTEXTUAL PERSPECTIVE-----	15
1.2 STATEMENT OF THE PROBLEM -----	17
1.3 OBJECTIVES OF THE STUDY -----	18
1.3.1 GENERAL OBJECTIVE -----	18
THE GENERAL OBJECTIVE WAS TO ESTABLISH THE RELATIONSHIP BETWEEN OPERATION WEALTH CREATION AND POVERTY REDUCTION IN RUBAYA SUB-COUNTY. -----	18
1.3.2 SPECIFIC OBJECTIVES -----	18
1.4 RESEARCH QUESTIONS -----	18
1.5 SCOPE OF THE STUDY -----	19
1.5.1 GEOGRAPHICAL SCOPE -----	19
1.5.2 CONTENT SCOPE -----	19
1.5.3 TIME SCOPE-----	19
1.6 SIGNIFICANCE OF THE STUDY -----	19
1.7 JUSTIFICATION OF THE STUDY-----	20
1.8 CONCEPTUAL FRAMEWORK -----	20
1.10 DEFINITIONS OF TERMS AND CONCEPTS-----	21
<b>CHAPTER TWO: LITERATURE REVIEW -----</b>	<b>22</b>
2.0 INTRODUCTION -----	22
2.2DIFFERENT ACTIVITIES IMPLEMENTED UNDER OPERATION WEALTH CREATION (OWC) PROGRAMME-----	23

2.3 CONTRIBUTIONS OF OPERATION WEALTH CREATION (OWC) PROGRAMME TOWARDS POVERTY REDUCTION -----	25
2.4 CHALLENGES AFFECTING THE IMPLEMENTATION OF OPERATION WEALTH CREATION (OWC) -----	26
2.5 OTHER FACTORS-----	30
2.5 LITERATURE SUMMARY -----	31
<b>CHAPTER THREE: METHODOLOGY -----</b>	<b>32</b>
3.0 INTRODUCTION -----	32
3.1 RESEARCH DESIGN-----	32
3.2 STUDY POPULATION -----	32
3.4 SAMPLE SIZE DETERMINATION-----	33
3.5 SAMPLING PROCEDURES-----	34
3.5.1 PURPOSIVE SAMPLING-----	34
3.5.2 STRATIFIED SAMPLING -----	34
3.6 DATA COLLECTION METHODS/TECHNIQUES AND TOOLS -----	35
3.6.1 QUESTIONNAIRES -----	35
3.6.2 INTERVIEW GUIDE -----	35
3.7 RELIABILITY -----	35
3.8 VALIDITY -----	36
3.9 DATA ANALYSIS -----	36
3.10 SOURCES OF DATA -----	37
3.10.1 PRIMARY DATA SOURCES-----	37
3.10.1 SECONDARY DATA SOURCES-----	37
3.11 ETHICAL CONSIDERATION -----	37
3.12 LIMITATIONS OF THE STUDY-----	38
<b>CHAPTER FOUR: PRESENTATION, ANALYSIS AND INTERPRETATION OF THE FINDINGS-----</b>	<b>39</b>
4.0 INTRODUCTION -----	39
4.1 THE DEMOGRAPHIC CHARACTERISTIC OF THE RESPONDENTS -----	40
4.1.1 AGE OF THE RESPONDENTS -----	40
4.1.2 GENDER OF RESPONDENTS -----	40
4.1.3 MARITAL STATUS OF RESPONDENTS-----	41

4.1.4 EDUCATION LEVEL OF RESPONDENTS -----	41
4.1.5 NUMBER OF YEARS SPENT IN RUBAYA SUB-COUNTY -----	42
4.2 DIFFERENT ACTIVITIES IMPLEMENTED UNDER OPERATION WEALTH CREATION (OWC)	42
4.3 CONTRIBUTION OF OPERATION WEALTH CREATION (OWC) TOWARDS REDUCTION OF POVERTY -----	45
4.4 CHALLENGES AFFECTING THE IMPLEMENTATION OF OPERATION WEALTH CREATION (OWC) IN THE REDUCTION OF POVERTY IN RUBAYA SUB-COUNTY, KABALE DISTRICT -----	48
<b>CHAPTER FIVE: DISCUSSION, CONCLUSIONS AND RECOMMENDATIONS---</b>	<b>50</b>
5.0 INTRODUCTION -----	50
5.1 SUMMARY AND DISCUSSION OF THE FINDINGS -----	50
5.1.1 THE DEMOGRAPHIC CHARACTERISTICS OF THE RESPONDENTS -----	50
5.1.2 ACTIVITIES IMPLEMENTED UNDER OPERATION WEALTH CREATION (OWC) IN RUBAYA SUB-COUNTY -----	51
5.1.3 CONTRIBUTIONS OF OPERATION WEALTH CREATION (OWC) TOWARDS POVERTY REDUCTION IN RUBAYA SUB-COUNTY -----	53
5.1.4 CHALLENGES AFFECTING THE IMPLEMENTATION OF OPERATION WEALTH CREATION (OWC) TOWARDS REDUCTION OF POVERTY IN RUBAYA SUB-COUNTY, KABALE DISTRICT -	55
5.3 RECOMMENDATIONS -----	58
5.4 AREAS FOR FUTURE RESEARCH -----	59
<b>REFERENCES -----</b>	<b>60</b>
APPENDIX 1: QUESTIONNAIRE FOR FARMER BENEFICIARIES -----	62
APPENDIX 2: INTERVIEW GUIDE FOR KEY INFORMANTS AND FOCUS GROUP DISCUSSION (FGD).-----	66
APPENDIX 4: CONTENT VALIDITY INDEX -----	68
APPENDIX 5: RELIABILITY ANALYSIS -----	69
APPENDIX 6; CERTIFICATE OF EDITING REPORT -----	<b>ERROR! BOOKMARK NOT DEFINED.</b>



## **List of Figures & Tables**

<b>FIGURE 1: CONCEPTUAL FRAMEWORK SHOWING RELATIONSHIP BETWEEN OPERATION WEALTH CREATION (OWC) AND POVERTY REDUCTION</b>	<b>20</b>
<b>TABLE 3.1 SHOWING STUDY POPULATION</b>	<b>33</b>
<b>TABLE 3.2: SHOWING SUMMARY OF SAMPLE SIZE</b>	<b>33</b>
<b>TABLE 4.1: SHOWING RESPONSE RATES</b>	<b>39</b>
<b>TABLE 4.1.1: SHOWING THE DISTRIBUTION OF RESPONDENTS ACCORDING TO AGE</b>	<b>40</b>
<b>TABLE 4.1.2: SHOWING DISTRIBUTION OF RESPONDENTS BY GENDER</b>	<b>40</b>
<b>TABLE 4.1.3: SHOWING DISTRIBUTION OF RESPONDENTS ACCORDING TO MARITAL STATUS</b>	<b>41</b>
<b>TABLE 4.1.4: SHOWING DISTRIBUTION OF RESPONDENTS ACCORDING TO EDUCATION LEVELS</b>	<b>41</b>
<b>TABLE 4.1.5: SHOWING DISTRIBUTION OF RESPONDENTS ACCORDING TO THE NUMBER OF YEARS SPENT IN RUBAYA SUB-COUNTY</b>	<b>42</b>
<b>TABLE 4.2.1: SHOWING DIFFERENT ACTIVITIES IMPLEMENTED UNDER OPERATION WEALTH CREATION (OWC) IN RUBAYA SUB-COUNTY</b>	<b>43</b>
<b>TABLE 4.4.1: SHOWING CHALLENGES AFFECTING IMPLEMENTATION OF OPERATION WEALTH CREATION (OWC) IN RUBAYA SUB-COUNTY, KABALE DISTRICT</b>	<b>48</b>

## List of Abbreviations

CAO	:	Chief Administrative Officer
CDO	:	Community Development Officer
DCDO	:	District Community Development Officer
DCO	:	District Commercial Officer
DLG	:	District Local Government
DV	:	Dependent Variable
FGD	:	Focus Group Discussion
GoU	:	Government of Uganda
IFAD	:	International Fund for Agricultural Development
IG	:	Interview Guides
IV	:	Independent Variable
KaZARDI	:	Kachwekano Zonal Agricultural Research and Development Institute
KII	:	Key Informant Interviews
LC	:	Local Council
LDC	:	Low Developing Countries
MAAIF	:	Ministry of Agriculture, Animal Industry and Fisheries
MDGs	:	Millennium Development Goals
MP	:	Member of Parliament
NAADS	:	National Agricultural Advisory Services
NEMA	:	National Environment Management Authority
NGO	:	Non Governmental Organization
OECD	:	Overseas Economic Commission for Development
OWC	:	Operation Wealth Creation
PAD	:	Poverty Alleviation Department
PWD	:	People with Disability
SDG	:	Sustainable Development Goal
UBOS	:	Uganda Bureau of Statistics
UN	:	United Nations
UPDF	:	Uganda People's Defense Forces

## **ABSTRACT**

This research investigated the overall contribution of Operation Wealth Creation (OWC) towards the reduction of Poverty in Rubaya Sub-County, Kabale District. The specific objectives of the research were: to examine different activities implemented under Operation Wealth Creation (OWC) in the poverty reduction; to assess the contribution of Operation Wealth Creation (OWC) towards poverty reduction; and to determine the challenges affecting the implementing of Operation Wealth Creation (OWC) towards the reduction of poverty in Rubaya Sub-County, Kabale District. Classical and neoclassical theories formed the basis for theoretical review as well building and formulation of the conceptual framework. The study employed a across-sectional research design, involving quantitative and qualitative data collection and analysis methods to answer the research questions. Eighty two (82) questionnaires were administered randomly to selected farmer beneficiaries of Operation Wealth Creation (OWC), five (5) key Informant Interviews (KIIs) were conducted with purposively selected Kabale District Officials and Rubaya Sub-County Officials; four Focus Group Discussions were carried out involving selected Farmer Group Members in Rubaya Sub-County. The finding of the research indicated that there is no significant relationship between Operation Wealth Creation (OWC) and poverty reduction in Rubaya Sub-County. . Operation Wealth Creation (OWC) faced a number of challenges such as poor coordination among stakeholders at both National and District levels across the agricultural sector, low quantity and quality inputs, huge losses due to no or limited extension services, lack of supervision and monitoring of OWC activities, corruption and the elite capture, among others.

## **CHAPTER ONE: INTRODUCTION**

### **1.0 Introduction**

This study was undertaken to analyse the relationship between Operation Wealth Creation (OWC) and Poverty reduction in Kabale district -- a case study of Rubaya sub-county. This chapter presents background of the study (historical, conceptual, theoretical and contextual perspectives), conceptual framework, research questions, scope of the study, and statement of the problem, significance of the study, general objectives, and specific objectives.

According to Uganda's Equal Opportunities Commission report (2016), Operation Wealth Creation is a programme that intends to commercialize agriculture to expand household income and as well as reduce poverty.

Poverty reduction is often used as a short-hand for promoting economic growth that will permanently lift as many people as possible over the poverty line. But there are many different objectives that are consistent with "poverty reduction", and we have to make choices among them. There are trade-offs between tackling current and future poverty, between helping as many poor people as possible and focusing on those in chronic poverty, and between measures that tackle the causes of poverty and those which deal with the symptoms (Owen, 2009).

### **1.1 Background of the study**

This study builds on two main variables which are Operation Wealth Creation which was perceived as an independent variable and poverty reduction as the dependent variable.

According to UBOS (2016), Poverty can be measured in monetary terms based on the monthly (or annual) expenditure of a given individual. Individual expenditure is then compared to a threshold called the poverty line. However, poverty is much more than the mere lack of money; it is about deprivation in other important areas of wellbeing such as education, health, water and housing.

This background is presented in four sections including: Historical perspective, Theoretical Perspective, Conceptual Perspective and Contextual Perspective as clarified below.

### **1.1.1 Historical Perspective**

Historically, there has been rise in poverty levels among the developing nations despite rapid pace in development. The gap between the rich and the poor nations of the world is wider than ever. According to a recent estimate, 1.4 billion people are trapped in extreme poverty and reside in developing countries (IFAD, 2011). There have been global efforts in eradicating poverty. In 2000, the United Nations launched the Millennium Development Goals, a coordinated international effort to eradicate poverty and raise living standards worldwide by 2030. Even a more ambitious global effort to eradicate poverty, called the Sustainable Development Goals, was adopted in 2015. It is estimated that 83 million people have escaped extreme poverty in the first years after the goals were adopted -- between January 2016 and July 2018.

Africa has 23% of the poor people in the world and twenty eight (28) poorest Countries are found in Africa with the poverty rates of above 30%. It is estimated that by the year 2030 over 300 million people in Sub-Saharan Africa will still be in extreme poverty and success in eradication of poverty will still depend crucially on what happens in Africa. Studies have shown that the adoption of 2000 Millennium Goals played a significant part in accelerating the process of poverty reduction in the world. The implementation of anti-poverty programmes and poverty reduction strategies in individual countries became a routine part of national development plans, however there are disparities in how different countries responded and implemented these plans. Till today, most African countries have not been successful in reducing poverty levels among their populations.

Uganda is among the Sub-Saharan African countries that have registered the highest rates of poverty reduction but still remains among the poorest countries in the world. According to the Uganda's 2016 Poverty Assessment report, Uganda has reduced monetary poverty at a very rapid rate. The proportion of the Ugandan population living below the national poverty line declined from 31.1% in 2006 to 19.7% in 2013. Similarly, the country was one of the fastest in Sub-Saharan Africa to reduce the share of its population living on \$1.90 per day or less, from 53.2% in 2006 to 34.6% in 2013. Nonetheless, Uganda remains one of the poorest nations in the world and is still lagging behind in several important non-monetary areas like sanitation, access to electricity, health, education, child nutrition, unethical conduct and human rights.

To reduce or eradicate poverty, Uganda government has come up a number of interventions; one of such intervention is the President's Initiative to fight Poverty and hunger. The Poverty Alleviation Department (PAD) in State House was established in 2000 by President Yoweri Museveni. In 2003, the department was mandated to create wealth creation models aimed at increasing productivity and value addition. In 2013 the president launched Operation Wealth Creation (OWC) as an intervention to effectively facilitate national socio-economic transformation, with a focus on raising household incomes and wealth creation by transforming subsistence farmers into commercial farmers. This study therefore sought to analyze the relationship between Operation Wealth Creation (OWC) and Poverty reduction, particularly in Kabale District, a case study of Rubaya Sub-County.

### **1.1.2 Theoretical Perspective**

In understanding poverty, no theory was sufficient in itself: an integrated approach was adopted in this report

#### **Classical Theory of Poverty**

Classical theories developed in the 18<sup>th</sup> and 19<sup>th</sup> centuries included theories on both value and distribution. The classical theories of poverty argued that the outcomes of the exchanges taking place in the market place are efficient and hence wages faithfully reflect individuals' productivity.

Classical Poverty theorists see poverty as consequences of poor individual's choices and the poor lack "self-control" that affects their productivity. Thus the wrong choices by individuals may lead them to find themselves in a poverty situation or "welfare trap". Thus they view individuals as largely responsible for their destiny, choosing in effect to become poor (e.g. by forming lone-parent families).

The classical theorists view state interventions in form of aid as adversely as a source of economic inefficiency, by generating incentives that are misaligned between poor individuals and society as a whole. The classical theorist perceives welfare programmes as potential causes for or reinforcement of poverty through dependence welfare programmes. This is true with Ugandan government welfare programmes such as Vulnerable Family Support Grant (VFSG) never yielded the intended results and was phased out in 2015 (Auditor General Report, 2015).

The classical poverty theorists also justified Government interventions whenever poor people needed support activities to correct for pervasive economic incentives. This view fitted very well with the study on Operation Wealth Creation (OWC) because Operation Wealth Creation is an intervention by the President of Uganda aimed at transforming subsistence farmers into commercial farmers to end poverty.

### **Neoclassical Poverty Theory**

Classical theorists contend that individuals are ultimately responsible for poverty, thereby providing a foundation for laissez-faire policies. Neoclassical (mainstream) economics is more diverse and provides explanations for poverty that are beyond individuals' control (notably, market failures). The neoclassicals recognized the reason for poverty beyond individual's control -- lack of social as well as private assets, market failures that exclude the poor from the credit markets and with certain adverse choices to be rational barriers to education, poor health and advanced age and barriers to employment for lone-parent families (Farkas, 1996).

Considering Classical and neoclassical approaches together, their main advantages reside in the use of (quantifiable) monetary units to measure poverty and the readiness with which policy prescriptions can be put into practice. They also highlight the influence of incentives on individual behaviour as well as the relationship between productivity and income. However, the approaches highlight their overemphasis on the individual (without, for instance, taking into account links with the community) and the focus on purely material means to eradicate poverty.

Neoclassical theorists prioritize efficiency and price stability, but they also claim that competitive markets deliver equity as well as growth. They argue that liberalization will reduce the global and national inequalities created by protectionism in developing countries, as well as the rigidities, price distortions, and monopoly rents stemming from state intervention in LDCs (Pen, 2009).

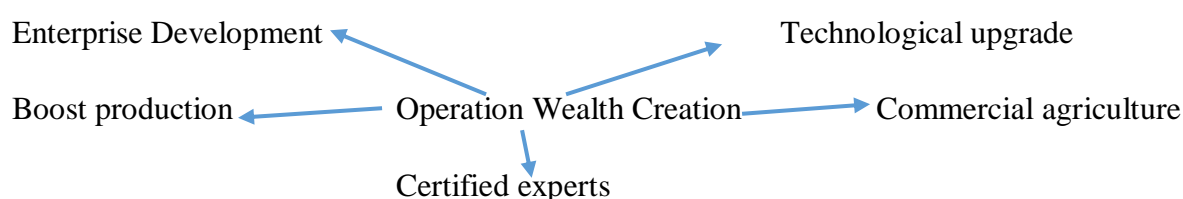
They claim that free trade will shift the industry from high- to low-wage countries and that rational prices and free markets will increase the rate of profit and incentive to invest, thus increasing employment and, in the long run, wages.

However, just like classical theorists, neoliberal poverty theorists propose state intervention and strategies to end poverty. This probably explains why the Government of Uganda

introduced several Poverty Alleviation Programmes and strategies like the Rural Farmers Scheme in the early 1990s, Entandikwa in the run-up to 1996, Bonna Bagaggawale in 2007, Operation Wealth Creation (OWC) in 2013, the Youth Capital Venture Fund that later became Youth Livelihood Programme to the current Emyooga which was introduced in October 2020 in an attempt to end poverty.

Based on the neoclassical theory's assumption especially that state intervention and strategies should be introduced to end poverty, the researcher adopted neoclassical theory as the second theory used for the study.

### 1.1.2.2: Model of Operation Wealth Creation



*Source: Adopted from the literature and modified*

### 1.1.3 Conceptual Perspective

Poverty is often conceptualized in one of three fundamentally different ways: (i) as a material condition where people are poor when they have an income or consumption level that is too limited to cover basic living conditions, (ii) as a multi-dimensional condition where the poverty of people is context-specific, dynamic and social and political, as well as economic, and (iii) as a relationally shaped condition where people are poor because social relations (relations concerning gender, Labour, land, etc.) prevent them from improving their condition.

According to UN (1998) fundamentally, poverty is a denial of choices and opportunities, a violation of human dignity. It means lack of basic capacity to participate effectively in society.

Poverty has been defined in many ways as lack of enough food, lack access to credit, insecurity, powerlessness and exclusion of individuals, households and communities. For example, Compassion International (2020) defined Poverty as hunger, lack of shelter, being sick and not being able to see a doctor, not having access to school and not knowing



how to read, not having a job, a fear for the future, living one day at a time, losing a child to illness brought about by unclean water, powerlessness, lack of representation and freedom.

Government of Uganda has undertaken several policy interventions to eradicate poverty. One of such intervention is the support to agricultural sector as an engine of local and national development. There have been series of policy and regulatory measures, ranging from new policies on research and facilitation of irrigation, distribution of seeds to farmers, setting up of agricultural finance platforms, and even creating structures and institutions to support agricultural extension services in rural areas (Hall et al., 2017).

Anti-poverty measures have utilized a broad conceptualization of poverty associated with different dimensions of poverty (World Bank, 2002). The conceptualized measures of poverty influence the fundamentals of poverty policies and programmes (Schiller, 2008). While different poverty measures have been utilized, little attention has been paid to their comparative outcomes and implications (Blank, 2007).

Over the years, different perspectives regarding poverty influenced different Government welfare policies toward poverty reduction. Rank (2001) noted that understanding the real causes of poverty is important to enlighten our perspectives on the causes of poverty. According to Rank, our understanding of the causes of poverty could be grouped under three major factors: individual factors, cultural and neighbourhood factors, and structural factors. In Kigezi Region, poverty was registered at an increase from 12% in 2017 to 28% 2020BOS, 2021.

#### **1.1.4 Contextual Perspective**

Poverty reduction is often used as a short-hand for promoting economic growth that will permanently lift as many people as possible over a poverty line. But there are many different objectives that are consistent with "poverty reduction," and we have to make choices among them. There are trade-offs between tackling current and future poverty, helping as many poor people as possible and focusing on those in chronic poverty, and measures that tackle the causes of poverty and those which deal with the symptoms. (Barder, 2009).

Poverty can be described in two forms; Absolute poverty defined as characterized by severe deprivation of basic human needs, including food, safe drinking water, sanitation facilities, health, shelter, education and information". It depends not only on income but also on access to services. And "poverty takes various forms, including limited income and productive

resources to ensure sustainable livelihoods; hunger and malnutrition; ill health; limited or lack of access to education and other basic services; increased morbidity and mortality from illness; homelessness and inadequate housing; unsafe environments and social discrimination and exclusion”. It is also characterized by lack of participation in decision making and in civil, social and cultural life. It occurs in all countries: as mass poverty in many developing countries, pockets of poverty amid wealth in developed countries, loss of livelihoods as a result of economic recession, sudden poverty as a result of disaster or conflict, the poverty of low-wage workers, and the utter destitution of people who fall outside family support systems, social institutions and safety nets (UN, 1995).

Agriculture in Uganda is sustained by smallholder farmers, 95% of whom have landholdings of less than 2 ha. The agricultural sector is highly considered as one of three growth sectors with high job-multiplying effects, as it mainly provides livelihoods and forms the biggest household enterprises. In 2014/2015, more than 64% of the working population was employed in subsistence agriculture and contributed 24% of the GDP in that period, however, poor agricultural-land management has gradually led to reduced yields due to poor soil health and land degradation( Kaweesa et al., 2018).

Operation Wealth Creation (OWC) Programme is a presidential initiative aimed at improving the livelihoods of the rural farmers being implemented by the Ministry of Agriculture and Fisheries (MAAIF) in collaboration with the UPDF. Operation Wealth Creation emerged as a result of restructuring National Agriculture Advisory Programme (NAADs) which was launched in 2001 with overall goal of supporting transformation of the agriculture sector from subsistence to commercial farming. However, Over the years, the NAADS Programme was riddled with corruption and misappropriation of funds, poor distribution of seedlings to farmers, and politicization of selection of beneficiaries (Barbara et al., 2015).

NAADS interventions under OWC support a wide range of agricultural inputs in the following categories: Seeds (Maize, Beans : mainly as food security interventions), Vegetative and planting materials: (Tea Seedlings, Citrus Seedlings, Mango Seedlings, Apple seedlings, Cocoa Seedlings, Cassava cuttings, Irish potato, Tissue cultured Banana plantlets, Pineapple suckers; Special interest groups (mainly Women and Youth groups) may be supported with Ginger, Passion fruit seedlings, grapes (potted cuttings) depending on availability of resources). Livestock – Dairy heifers, Beef cattle, Pigs, Poultry Birds and

Poultry feeds, Fish fingerlings (Tilapia, catfish, mirror carp) and fish feeds, Goats, Artificial Insemination Kits, Pasture seeds for seed multiplication.

Value Addition (Maize milling equipment, Milk coolers with matching generators, Fruit processing equipment (small, medium and large scale) for viable organized farmer groups) and Agricultural production implements such as tractors and matching implements to support strategic interventions, Hand hoes, Solar water pumping systems on selected demo farms (MAIF, 2020).

## **1.2 Statement of the Problem**

Uganda has since 1986 to 2013 made significant strides in reducing poverty in Africa. In the last decade, Uganda recorded one of the fastest rates of extreme poverty reduction in sub-Saharan Africa (SSA) and the developing world. The percentage of the population living with less than \$1.90 (2011 PPP) a day declined from 53.2 percent in 2006 to 34.6 percent in 2013. Similarly, the proportion of the Ugandan population living beneath the national poverty line almost halved from 38.8 percent in 2003 to 19.7 percent in 2013.

One of the successes in Uganda's efforts to reduce poverty is aligning her poverty reduction and wealth creation strategies with the global goals such as Millennium Development Goals (MDGs) and currently 17 UN Sustainable Development Goals (SDGs) and this has been mainstreamed through the annual plans, the National Development Plan (NDP) and Vision 2040. Through these, Uganda has planned to be a modernized economy by 2040.

Uganda has also undertaken many poverty reduction and wealth creation programmes such as Rural Farmers Scheme in the early 1990s, Entandikwa in the run-up to 1996, Bona Bagaggawale in 2007, the Youth Capital Venture that later became Youth Livelihood Programme to the current Emyooga which was introduced in October 2020 and operation wealth creation launched by President Museveni in June 2014 to transform subsistence farmers into commercial farmers to end poverty by mobilizing the masses to engage in commercial agricultural activities to boost household incomes.

Despite this massive launch of Operation Wealth Creation (OWC) in June 2014, the poverty level among Ugandans is reported to have increased from 19.7% in the financial year 2012/2013 to 21.4% in 2016/2017 (UBOS, 2018) with unemployment of 58% in 2014 (UBOS, 2014) and the total number of the poor Ugandan increased to 8.3m in 2020 from 8m in 2017 (UBOS, 2021).

In Kigezi Region, poverty was registered at an increase from 12% in 2017 to 28% 2020 (UBOS, 2021). This raises effectiveness of Operation Wealth Creation (OWC) in reducing poverty among Ugandans. Hence this study established the relationship between Operation Wealth Creation (OWC) and Poverty reduction, particularly in Kabale District, taking Rubaya Sub-County as a case study.

### **1.3 Objectives of the Study**

#### **1.3.1 General Objective**

The general objective was to establish the relationship between Operation Wealth Creation and Poverty reduction in Rubaya sub-county.

#### **1.3.2 Specific objectives**

The specific objectives of this study were:

1. To examine different activities implemented under Operation Wealth Creation (OWC) in the poverty reduction in Rubaya Sub-County, Kabale District.
2. To assess the contribution of Operation Wealth Creation (OWC) towards poverty reduction in Rubaya Sub-County, Kabale District.
3. To determine the challenges affecting the implementing of Operation Wealth Creation (OWC) in reduction of poverty in Rubaya Sub-County, Kabale District.

### **1.4 Research Questions**

The research questions of the study were:

1. What are the different activities implemented under Operation Wealth Creation (OWC) in Rubaya Sub-County, Kabale District?
2. How has the Operation Wealth Creation (OWC) contributed to poverty reduction in Rubaya Sub-County, Kabale District?
3. What are the challenges affecting the implementation of Operation Wealth Creation (OWC) in the reduction of poverty reduction in Rubaya Sub-County, Kabale District?

## **1.5 Scope of the study**

### **1.5.1 Geographical scope**

This study was carried out in Rubaya sub-county, Kabale district south western Uganda. Rubaya sub-county borders the country of Rwanda to the south, Rubanda district to the west and north, and Kamugaguzi sub-county to the east. Its Northwest and Northeast part is bordered by Lake Bunyonyi. The sub-county is accessed by about 30km from Kabale town. The soils in Rubaya sub-county like in other parts of Kabale district, are mainly volcanic and ferralitic in nature (NEMA 2001) and 25% of households in Rubaya sub-county own less than an acre (0.4 ha) of land, the middle group owning 1-5 acres (0.4-2 ha) of land is at 64%.

### **1.5.2 Content Scope**

The study assessed the relationship between OWC and poverty reduction in Rubaya sub-county where OWC was perceived as independent variable and poverty reduction as dependent variable. The researcher examined the different activities implemented under OWC, assessed the contribution of OWC towards poverty reduction, and also assessed the challenges faced by OWC towards poverty reduction in Rubaya sub-county-Kabale district.

### **1.5.3 Time scope**

This study focused on past seven (7) years (2013-2020) since the establishment of OWC in 2013. This period was focused on due to the principle that Operation Wealth Creation activities had extended to all most all the regions in Uganda and had created impact by 2020.

## **1.6 Significance of the Study**

This research study was submitted to the postgraduate training in partial fulfilment of the requirements for the award of Master's degree in Project Planning and Management of Kabale University.

Research would increase public understanding of the linkage between Operation Wealth Creation and poverty reduction in Kabale district.

The objectively analysed and presented research would inform different stakeholders on their performance progress, gaps, and challenges and rectify some of the challenges towards poverty reduction and Operation Wealth Creation.

The study would be useful in contributing to the community to further realize that Operation Wealth Creation is key towards poverty reduction in Kabale district.

The study would be helpful in identify opportunities, strengths, weaknesses, towards reducing poverty through Operation Wealth Creation.

### 1.7 Justification of the study

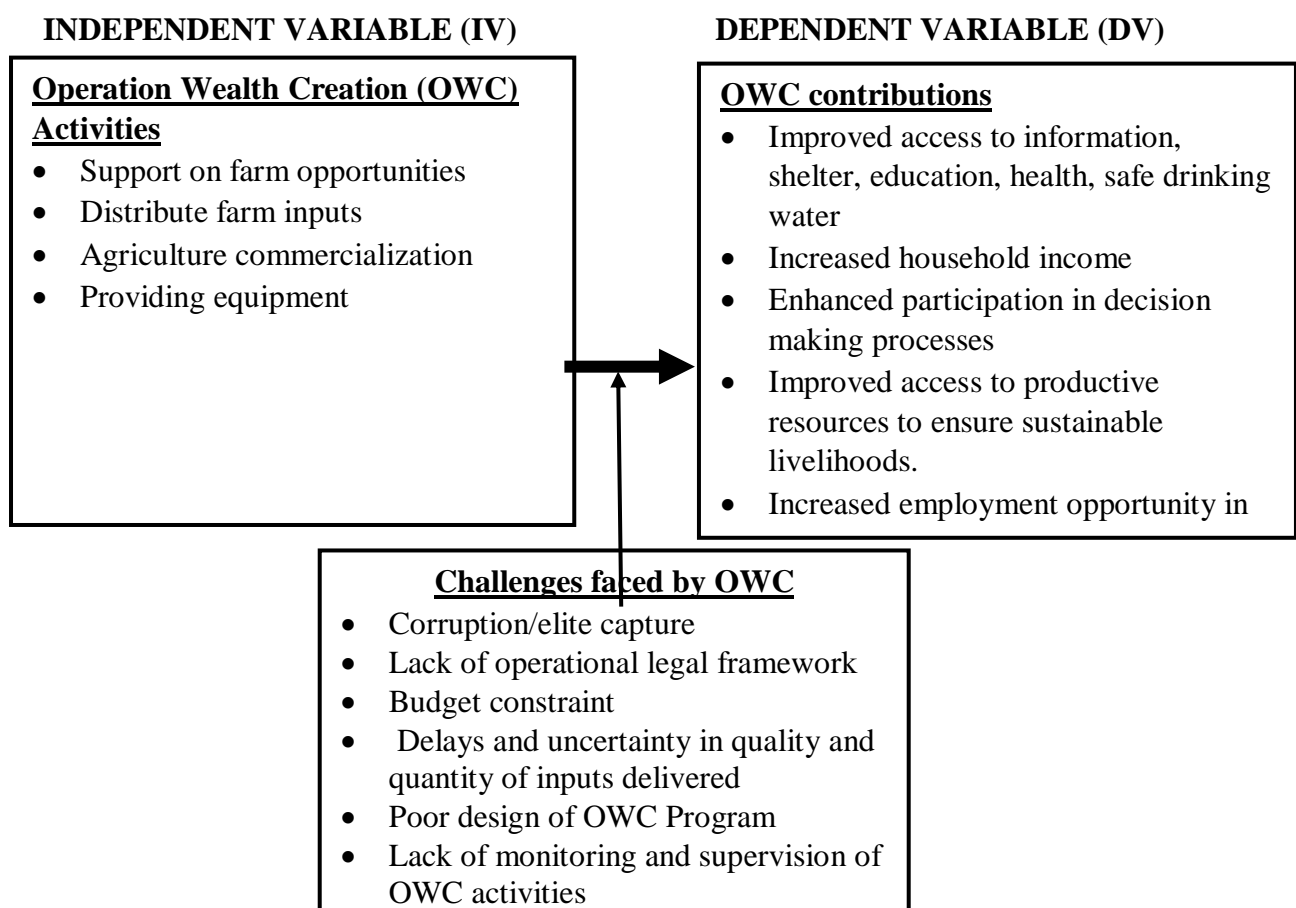
This study was necessary as its findings would enable stakeholders to appreciate the contribution of Operation Wealth Creation (OWC) to poverty reduction. It would also act as a guide in the policy formulation and implementation in regard to OWC programme aimed at reducing poverty.

The study would help policy makers, policy implementers, and key stakeholders to change strategies for poverty reduction.

### 1.8 Conceptual Framework

The study was conducted in line with the following conceptual framework, thus: Independent Variable (IV) and Dependent Variable (DV) and their dimensions and indicators which guided the study as illustrated below:

**Figure 1: Conceptual Framework showing relationship between Operation Wealth Creation (OWC) and Poverty Reduction**



*Source: Adopted from the literature and modified*

From the conceptual framework (Figure 1) above, the Dependent Variable (improved access to information, shelter, education, health, safe drinking water, increased household income, enhanced participation in decision making processes, improved access to production for sustainable livelihoods and increase employment opportunities) is dependent upon independent variables (different activities implemented under operation wealth creation aimed at reducing poverty).

However, the successful implementation of the Operation Wealth Creation (OWC) activities is indirectly in realization of the goal is also influenced by challenges as corruption/elite capture, lack of operational legal frame, Army/UPDF involvement in OWC activities Budget constraint, input delivery delays and uncertainty, quality and quantity of inputs, nature of the design of OCW Programme and the quality of monitoring and supervision of OWC activities

According to McLeod (2019), a dependent variable is the variable being tested and measured in an experiment, and is 'dependent' on the independent variable (s) as illustrated in the conceptual framework above.

### **1.10 Definitions of terms and concepts**

**Operation Wealth Creation (OWC) Programme** is a presidential initiative that aims at improving the livelihoods of the rural farmers and is being implemented by the Ministry of Agriculture in collaboration with the UPDF. Operation Wealth Creation merged as a result of restructuring National Agriculture Advisory Programme (NAADs)

**Poverty reduction**" is a short-hand for promoting economic growth that will permanently lift as many people as possible over a poverty line.

**Poverty** is a multifaceted reality. It is not simply a lack of adequate income; it is a cruel mix of human deprivation in knowledge, health, dignity and rights, obstacles to participation and lack of voice.

**Relationship** means the way in which two or more people or things are connected, or the state of being connected.

## **CHAPTER TWO: LITERATURE REVIEW**

### **2.0 Introduction**

The chapter presents the related literature about Operation Wealth Creation (OWC) Programme, in particular the different activities implemented under OWC and how they contributed to poverty reduction and the challenges the OWC Programme faced during its implementation in reference to Rubaya Sub-County, Kabale District as per the study objectives. The literature is cited from relevant online and printed sources, including journals, reports, textbooks and other documents. Online sources are identified using different search engines and databases, including Google Scholar, SAGE Premier Data base Academic Search Premier. The chapter is organized according to the objectives of the study. Therefore, its subsections include Operation Wealth Creation (OWC) and its activities, the contribution of OWC to poverty reduction; and challenges faced by Operation Wealth Creation (OWC) during implementation of activities aimed at poverty reduction in Rubaya Sub-County, Kabale District.

### **2.1 Theoretical review**

Classical Poverty theorists see poverty as a consequence of poor individual's choices and the poor lack "self-control" that affects their productivity. Thus the wrong choices of individuals may lead them to find themselves in a poverty situation or welfare trap. Thus the theory views individuals as largely responsible for their destiny, choosing in effect to become poor.

The classical theorists view state interventions inform of aid adversely as a source of economic inefficiency, by generating incentives that are misaligned between poor individuals and society as a whole. The classical theorist perceives welfare programmes as potential causes for or reinforcement of poverty through dependence welfare programmes. This is true with Ugandan government welfare programmes such as Vulnerable Family Support Grant



(VFSG) never yielded the intended results and was phased out in 2015 (Auditor General Report, 2015).

This theory supports OWC in a way that an individual has a choice to join farmer groups to access or benefit from government programmes as Operation Wealth Creation (OWC) Programme was mandated to provide Agricultural inputs and perform other roles especially to make inputs accessible to poor farmers particularly smallholder farmers who lack financial ability (Gordon, 2010) to buy inputs early in the crop season and who cannot obtain credit from financial institution (Robert & Mesharch, 2018) and free extension services by OWC.

Neoclassical theorists prioritize efficiency and price stability, but they also claim that competitive markets deliver equity as well as growth. They argue that liberalization will reduce the global and national inequalities created by protectionism in developing countries, as well as the rigidities, price distortions, and monopoly rents stemming from state intervention in LDCs (Pen, 2009). They claim that free trade will shift the industry from high- to low-wage countries and that rational prices and free markets will increase the rate of profit and incentive to invest, thus increasing employment and, in the long run, wages.

Neoclassical theory is in support of the global changes of rapid population growth, urbanization and market liberalization, impact directly on farming making it more market-oriented and competitive (Jam et al., 2009).

OWC together with NAADS since the launch had embarked on mobilizing stakeholders in the sector to build value chain platforms, for example fruit sector, the coffee sector, and organic farmer's platform. Such platforms have improved farmers' bargaining power, knowledge, market search, and also strengthened their voice in demanding and accessing for better services (OWC, 2021). This platform is in support of neoclassical theory as it supports liberalization and fair trade.

## **2.2 Different activities implemented under Operation Wealth Creation (OWC) Programme**

Operation Wealth Creation (OWC) is an initiative of President Museveni intended to facilitate national socio economic transformation, with a focus on raising household incomes and

wealth creation by transforming subsistence farmers into commercial farmers (Robert & Mesharch, 2018).

The president initiated OWC in July 2013 to create a system that facilitates effective national economic transformation with a focus on raising household income for the poverty eradication and the final approval and launch of OWC was done on 7<sup>th</sup> July 2014 under minute number 186 CT, 2014, according to Robert and Mesharch (2018).

According to Wiggins and Brooks (2010), Government can intervene in Agriculture to offset high costs of supplying inputs (acquiring inputs) for farmers. It is on this basis Operation Wealth Creation (OWC) Programme was mandated to provide Agricultural inputs and perform other roles especially to make inputs accessible to poor farmers particularly smallholder farmers who lack financial ability (Gordon, 2010) to buy inputs early in the crop season and who cannot obtain credit from financial institution (Robert & Mesharch, 2018) hence OWC Programme was given the following mandates:

Distribution of agricultural inputs: Since FY 2014/15, the Government has been through OWC Programme distributing agricultural inputs to all Districts Local Governments (Sub-Counties and Municipalities in Uganda through the NAADS/OWC Programme (Robert & Mesharch, 2018).

According to Masaba and Semakula (2013), OWC provides agricultural inputs such as cash crop seed inputs like coffee, tea, citrus, mangoes, pineapples and apples. OWC also supports in agribusiness and value chain development to improve household food security and incomes. (Masaba & Semakula, 2013). Besides provision of seed inputs, OWC provides fertilizer and helps farming in adopting improved farming methods to transform their agriculture/farming into commercial agriculture in order to eradicate poverty at household levels in Uganda (Robert & Mesharch, 2018).

OWC supports agricultural investments in Uganda by national agricultural transformation programmes to improve household income community-level coordination of the hitherto National Agricultural Advisory Services (NAADS) Programme activities with similar objectives of transforming the agricultural sector (OWC, 2021). Consequently, OWC was created as a single-spine agricultural extension method directly under the Ministry of Agriculture, Animal Industry and Fisheries (MAAIF) as per (MAAIF, 2017).

Operation Wealth Creation (OWC) being a new approach to agricultural extension services, several stakeholders including civil servants, political, religious and cultural leaders as well as farmers and their associations were involved (Peters, Kiganda, & Rose, 2021).

OWC together with NAADS since the launch had embarked on mobilizing stakeholders in the sector to build value chain platforms, for example fruit sector, the coffee sector, and organic farmer's platform. Such platforms have improved farmers' bargaining power, knowledge, market search, and also strengthened their voice in demanding and accessing for better services (OWC, 2021).

The rationale for direct Government supply of free inputs to farmers through OWC provided the objective to ensure agricultural recovery and food security or to complement failed private sector input marketing channels. However, in general Government agricultural input distribution schemes should be limited to the provision of recovery and relief inputs to properly target vulnerable farmers Ignatius (Govere et al., 2009).

### **2.3 Contributions of Operation Wealth Creation (OWC) Programme towards poverty reduction**

According to the research that was conducted in Mityana 2019, most of the respondents have benefited from Operation Wealth Creation (OWC) by improving literacy among farmers, sensitizing farmers to create their own jobs and empowering farmers with technical skills (Kalyesubula, Bonifance, 2019).

Theoretical underpinning of agricultural commercialization draws from agricultural transition, population and livelihood outcomes and its transition and the importance of increased agricultural productivity, Labour productivity, market development and the growth of the industrial sector. This increased productivity can be achieved through commercialization. Commercialization is central to the structural transformation process as greater input market orientation increases the demand for industrial goods and technology essential for production, increases household welfare through employment generation and increased labor productivity and enables the transfer of surplus in the form of food, labor and capital from the agrarian sector to the other sectors (Pingali et al., 2019).

Together with NAADs, OWC has embarked on mobilizing stakeholders in the sector to build value chain platforms, for example fruit sector, the coffee sector, and organic farmer's platform. Such platforms have improved farmers' bargaining power, knowledge, market

search, and also strengthened their voice in demanding and accessing better services (OWC, 2021).

In this particular study, findings indicated that 78.6% of the farmers had the knowledge of processes in farming like when to plough, sow, weed their farms, and harvest. While 83.5% of respondents agreed that food production had increased as a result of OWC intervention with 71.8% of farmers had the market for their outputs like milk, grains, food, and poultry products sold onto the market (Michael & Rose, 2021)

In the study that was conducted by Ejang and Winnie (2019) in Apac district indicated that OWC has increased time spent on agricultural activities by both men and women after the advent of the OWC. A reduction in the time spent on unpaid care work activities by both women and men after the advent of OWC was also revealed by the study. More still, rest hours and time spent on paid work reduced for both men and women. The general well-being of the farmers has greatly improved in terms of resources, division of Labour, and decision-making power.

Much can be understood about changing patterns of income poverty from analysis of Labour markets. Extension is a major influence for change in this area, and an understanding of its impact on the livelihoods of the poor requires awareness and analyses of the relationships between technological change and Labour markets (John Farrington et al, 2002).

The global changes of rapid population growth, urbanization and market liberalization, impact directly on farming making it more market-oriented and competitive. These trends have an effect on farmers who need to develop their management skills and competences to cope with this changing farming environment. For farmers to be better managers and to run their businesses for profit, they need assistance from extension workers. For many extension workers, however, business management is often a challenge as their experience and practice has largely been focused on agricultural production and technology transfer. To provide support, it is critical that extension workers understand some of the concepts and practices of farm business management as applied to their day-to-day extension work (Jam et al., 2009).

## **2.4 Challenges affecting the implementation of Operation Wealth Creation (OWC)**

Operation Wealth Creation (OWC) just like any other Government Programme faced a number of challenges during its implementation. For example, Parliament of Uganda Report

on Operation Wealth Creation (OWC), 2017, and Equal Opportunities Commission (EOC) report (2016) indicated that OWC faced challenges that hampered its smooth implementation (Parliament of Uganda, 2017) as follows:

Corruption and Elite Capture is noted as a challenge by a number of publication and studies as a key factor affects implementation of Operation Wealth Creation (OWC): According to Robert and Mesharch (2018), political elites use their positions to benefit more from the Operation Wealth Creation Programme more than the intended beneficiaries. District and Sub-County councillors distribute the seed inputs among themselves. This incidentally has been the practice of political leaders in all government programmes and projects implemented elsewhere in Africa. For example, Operation Maguta Programme in Zimbabwe with similar faced similar challenges (Pazvakavambwa, 2009). Further, distribution of inputs in Government Programmes such as OWC in Uganda and Operation Maguta in Zimbabwe failed because of partisan distribution of inputs particularly in rural areas such Rubaya Sub-County in Kabale District (C, 2015).

Similarly in the case of Operation Wealth Creation (OWC) in (Robert & Mesharch, 2018), Sabano and Kisekka (2017) reported that Mr. Ofwono Opondo, Government of Uganda Spokesperson reported having been beneficiary of a Heifer from OWC Programme (Sabano & Kisekka, 2017).

In addition to corruption, lack of operational legal and policy framework affects implementation of Operation Wealth Creation (OWC): Operation Wealth Creation (OWC) as initiative of the president of Uganda lacked legal regime to enable its operation within frameworks of the law. It was created without parliament enacting necessary laws to operationalize it. July 2013 OWC was launched as a vehicle for rural Agricultural transformation aimed at improving livelihoods of the rural farmers. OWC is jointly implemented by Ministry of Agriculture, Animal Industries and Fisheries (MAAIF) through agencies like NAADS, Uganda Coffee Development Authority (UCDA), among others and in collaboration with the office of the President (Robert & Mesharch, 2018). Semujju, MP for Kiira Municipality is quoted in the (Parliament of Uganda, 2017) that Operation Wealth Creation (OWC) has no clear legal status and its operations are funded under Ministry of Agriculture, Animal Industries and Fisheries (MAAIF), particularly under the budget for NAADS. This means OWC does not receive direct funding from the Government Treasury.

Furthermore, Budget constraints, delays and uncertainty in quality and quantity of inputs delivered affects Operation wealth Creation (OWC) implementation activities. According to Parliament of Uganda Report (2017) on Operation wealth Creation (OWC), quantity of inputs supplied under OWC is usually small (Parliament of Uganda, 2017). This is largely attributed to the Government Budget for Agricultural Sector in general and NAADS Secretariat in particular (Robert & Mesharch, 2018).

Baltzer and Hansen (2011) noted delays and uncertainty in delivering of inputs to farmers mainly due to administrative challenges (Baltzer & Hansen, 2011). Similarly, Agricultural Sector annual Report 2014/2015 highlighted poor distribution of inputs due to late communication from the NAADS secretariat about input delivery dates and even after NAADS Secretariat receiving requisition from the District Local Governments (DLG)s , does not inform them on specific delivery dates. This keeps district leaderships and the farmers waiting, unsure whether the inputs will be delivered or not (Robert & Mesharch, 2018) and delayed release of funds and when inputs are supplied, some of the failed to germinate such as the ginger and in some places Heifers supplied were poor quality than what farmers expected ((MFPED)Ministry of Finance, Planning and Economic Development, 2014). Also counterfeit or poor-quality seed and fertilizer is a serious problem on the Ugandan market (AGRA Report, 2020).

Another challenge is the poor design and political influence: According Equal Opportunities Commission (EOC) report 2016, the design of OWC did not take into consideration the disadvantaged groups. Hailu, Kassa and Kibrom (2014), in their study carried out in Ethiopia established that farmers have to walk long distances to pick inputs in the nearest market (Hailu, Kassa, & Kibrom, 2014). A similar problem was established by the Ministry of Finance, Planning and Economic Development (MFPED) 2016/17 Semi Annual Budget monitoring report that Operation Wealth Creation (OWC) design did not favour certain categories of farmers. It emphasized land as a basic requirement, and yet women and youth were not given consideration when they do not have land. MFPED (2017) noted that Operation Wealth Creation (OWC) Programme lacked an appropriate mechanism for dealing with gender inequalities partly associated with limited access to land and advisory services by women; males dominate in decision making in the use of family land (MFPED, 2017).

Again, inadequate supervision and monitoring of Operation Wealth Creation (OWC) activities affects its implementation. OWC officials the delivery of the inputs but they do not

monitor whether farmers are putting the inputs to the correct use. Districts and the area Members of Parliament (MP) are supposed to monitor the programme, however District Local Government (DLG) officials always claim that they are not notified, involved in Operation Wealth Creation (OWC) Programme since no money came to their district (except inputs) (MAAIF, 2015b).

Further still, the involvement of the Army (UPDF) in the operation of OWC is looked at many policy practitioners as a challenge: The Army (UPDF) does not have technical expertise to handle Agriculture sector interventions and some farmers fear military men. Robert and Mesharch, 2018 involvement of the Army or UPDF in OWC Programme is a challenge to many farmers. Ugandans are not used to working with security forces in Agriculture. However, to the contrary, Lowe and Sanyu (2017) argued that since 2014 army was charged with distributing inputs to Ugandan farmers without expertise (Lowe & Sanyu, 2017). However this was based on their experience in Northern Uganda which was experiencing fragile security situation which needed military involvement at any cost to ensure security to even farmers. The lack of expertise of the army has further been justified by an OWC Programme official who stated that the Army will only focus on logistics (Seed) distribution and not advising, planning and technical guidance (Public sector provision of free agricultural input in Uganda: The Rationale and challenges of Operation Wealth Creation) (Robert and Mesharch, 2018)

Lastly according Robert and Mesharch 2018 summarized the challenges of Operation Wealth Creation (OWC) as limited quantities, poor quality and the late delivery of inputs; stringent entry requirements unaffordable for subsistence farmers—infrastructure, knowledge, skills, land and financial capability; poor information flow regarding input delivery and distribution; elite capture-political elites benefitting more from the Programme than the intended beneficiaries; top-down, non-inclusive selection of priority crops and beneficiaries; army involvement is misplaced – they have little technical agricultural knowledge, and they are feared by citizens as the army cannot be questioned, their authority is total; and lack of monitoring-there is no system for following up with farmers

## 2.5 Other factors

Population growth and resulting higher population density is often argued to lead to increased stress on water and natural resources, decreased food security, slower development and, consequently, to poverty (Marko Keskinen, 2008).

This rapid population growth is contributing to the degradation of Uganda's natural resources, the backbone of Uganda's economy and household livelihoods. Over 80 percent of the population relies directly upon land, agriculture, and fishing for their livelihoods, but environmental indicators reveal trends of degrading agricultural lands, soil erosion, deforestation, drainage of wetlands, loss of biodiversity, reduced rangeland capacity, and increased pollution (Jason Bremner & Eric Zuehlke, 2009).

Higher population density puts natural resources under increasing stress and thus restricts economic and social growth. This principle can be traced back to Thomas Malthus who theorized already in 18th Century that in a world (agrarian) with fixed resources and slow technical progress, higher population densities would lead to insufficient food production (Marko Keskinen, 2008).

**According to Chris Barrett, Aaron Cosbey et al. (2006),** corruption can be defined as the misuse of entrusted public power for private gain. It includes stealing, fraud, bribery, kickbacks, favouritism, and patronage. Regardless of its cause and magnitude, corruption may divert money from the natural resource sector to elite groups, thereby depriving governments and local people of critical revenue. Government corruption contributes to other forms of environmental degradation, and several studies link it to drastic declines of forests, elephants, and rhinos in Africa. In addition to forestry, this kind of corruption also characterizes other extractive industries such as minerals, oil, diamonds, and gold.

Increasing the effectiveness of development co-operation in improving the health of poor people is a means of reducing poverty and achieving the health-related Millennium Development Goals (OECD, 2003).

Healthy people live longer and have more resources to devote to savings and retirement. These savings in turn provide funds for capital investment and *higher labour productivity*. Healthier workers are more productive, and miss fewer days of work than those who are ill. This increases output, reduces turnover in the workforce, and increases enterprise profitability and agricultural production (OECD, 2003).



Lack of education gives rise to the conditions of poverty. When the individuals are not educated, it is apparent that they would be unaware and would not possess the essential knowledge and skills that are necessary to sustain one's living conditions in an appropriate manner. Therefore, due to lack of education, there is prevalence of the conditions of poverty (Radhika Kapur, 2019).

Market is helpful in raising and maintaining the standard of living of the community. Marketing is above all the giving of a standard of living to the community. Paul Mazur states, "Marketing is the delivery of standard of living". Professor Malcolm McNair has further added that "Marketing is the creation and delivery of standard of living to the society". By making available the uninterrupted supply of goods and services to consumers at a reasonable price, marketing has played an important role in raising and maintaining living standards of the community. Community comprises of three classes of people i.e., rich, middle and poor. Everything which is used by these different classes of people is supplied by marketing (Smriti Chard).

## **2.5 Literature Summary**

Overall, the literature suggests that Operation Wealth Creation (OWC) programme has implemented a handful of activities such as distribution of inputs, mobilizing stakeholders in the sector to build value chain platforms, supports agricultural investments in Uganda, by national agricultural transformation programmes to improve household income at community level. Some benefits have also accrued as a result of implementation of OWC activities such increased household income, improved standard of living, and increased Agricultural production, food security, employment in agriculture sector among others. However, OWC Programme continued to face challenges in its implementation. This could affect its overall goal of poverty reduction. This research was premised on looking into the activities OWC Programme implements in Rubaya in Kabale District, OWC contribution to poverty reduction and the effect of the challenges OWC Programme faces in the implementation on poverty reduction.

## **CHAPTER THREE: METHODOLOGY**

### **3.0 Introduction**

The chapter presents the methodology of this study under nine (9) sections as research design, study area, study population, sample, selection procedures, data collection methods and tools, data analysis, ethical considerations, limitations of the study.

### **3.1 Research Design**

A research design refers to the overall plan selected to integrate the different methodological components of a study in a coherent and logical way that enables a researcher to answer the set research questions, achieve the specific objectives of the study and to address the research problem (Vaus, 2006). The study was adopted a cross-sectional research design, involving a case study with mixed methodology to facilitate collection of qualitative and quantitative data needed to answer the research questions in a triangulated and in-depth manner, thereby understanding a given case in detail (Muaz, 2013). It therefore facilitated the researcher to provide a detailed qualitative and quantitative understanding of activities being implemented under operation wealth creation (OWC), how Operation Wealth Creation (OWC) contributes to reduction of poverty and how the challenges faced in the implementation of Operation Wealth Creation (OWC) affect its goal of reduction of poverty in Rubanda Sub-County, Kabale District.

### **3.2 Study Population**

The study Population comprised 300 beneficiary farmers of Operation Wealth Creation (OWC) in Rubaya Sub-County according to Kabale District Production Report (2020), Seven (7) District-Level Officials (NAADs Coordinator, District Operation Wealth Creation (OWC) Coordinator, District Production Officer, District Commercial officer (DCOs), Chief Administrative Officer (CAO), District Community Development Officer (DCDO) and LC5 Chairperson). At the Sub-County level three (3) officials (Sub-County Chief, Sub-county Agriculture Extension worker and LC 3 Chairperson, one (1) official from KAZARD and eight (8) Farmer Groups. The summary of study population is shown in the table below:

**Table 3.1 Showing Study Population**

<b>Population Category</b>	<b>Number</b>
OWC Farmersin Rubaya Sub-County	300
District Level Officials	07
Sub-County officials	03
KAZARD Official	01
<b>Total</b>	<b>311</b>

**3.4 Sample Size determination**

Rona (2018) and Pamela and Robert (1995) for a given population less than 1000, 10% sample size is statistically recommended. Ronan (2018) and Pamela and Robert (1995) further recommended that the minimum number of sample size for any kind of meaningful result is 100, given that the study population does not exceed 1000. Therefore the Sample Size for the study was 100 respondents.

The summary of Sample Size is as shown in the table below:

**Table 3.2: Showing Summary of Sample Size**

<b>Category</b>	<b>Target Population</b>	<b>Sample Size</b>	<b>Sample Technique</b>
OWC Farmers in Rubaya Sub-County	300	95	Stratified
District Level Officials	7	2	Purposive sampling
Sub-County officials	3	2	Purposive Sampling
KAZARD Official	1	1	Purposive Sampling
<b>Total</b>	<b>311</b>	<b>100</b>	

*Source; Kabale district local government production report March 2020 as modified by the researcher.*

- a) Sample Qualitative data: From the Table 3.2 above, Sample for qualitative data included District, Sub-County and KAZARD officials to participate in the key respondent interviews. The Statistical requirement that a sample should be representative of the population was not necessary to observe in a qualitative research (Amin, 2005). The

sample of five (5) respondents who comprised Kabale District NAADS/Production Coordinator, District Commercial Officer (DCO), Sub-County Chief and sub-county extension worker Rubaya Sub-County and Official from KAZARD. The District and Sub-County Official were based on their technical expertise and their mandate under OWC implementation guide line to provide data on the implementation of Operation Wealth Creation (OWC) in the district.

- b) The sample for quantitative data consisted of 95 respondents who remained after deducting the five (5) key informants from 100 respondents who were all OWC Beneficiary farmers in Rubaya Sub-County
- c) In addition to Respondents for Qualitative key Informants (KIs) and Quantitative Study, Four (4) OWC Farmer Groups were also selected to participate in the Focus Group Discussion (FGD) with the Researcher.

### **3.5 Sampling Procedures**

The respondents were selected using purposive and systemic sampling techniques as explained below:

#### **3.5.1 Purposive Sampling**

All key informants were selected using purpose sampling, non-probability sampling technique based on their ability and technical capacity to provide the required data. The District, Sub county and KAZARD Officials were selected to provide information on how OWC was being implemented and challenges OWC faced during its implementation.

#### **3.5.2 Stratified Sampling**

All the OWC farmers were selected using stratified sampling. According to Babbie (2010), this sampling technique is used to select a desired sample from a large number of households. Babbie (2010) added that the steps followed when using this sampling technique include the following:

- a) Calculating the sampling interval by dividing the number of farmers in the study population by the number of farmers needed for the sample.
- b) Selecting a random start between 1 and sampling interval.
- c) Repeatedly adding the sampling interval to select subsequent farmers

Since the OWC farmers who participated in this study were selected from Rubaya Sub-County, the first step above involved dividing the 300 OWC farmers by 95 and obtaining approximately 3 as the sampling interval.

Therefore, the random start point is at '2'. Hence, the farmers were selected at the intervals of 2, 4, 6, 8, 10 ... 300.

### **3.6 Data Collection methods/techniques and tools**

Data collection refers to gathering specific information aimed at proving or refuting some facts.

The sources of data that was adopted in this study were both primary and secondary data.

#### **3.6.1 Questionnaires**

Questionnaire is a technique of data collection in which each person is asked to respond to the same set of questions in a predetermined order (Sounders et al., 2013). Questionnaire techniques was adapted in collecting primary data since it provided efficient ways of collecting data from responses of a larger sample size, saved time during data collection compared to interviews, provided uniform content to all respondents and freed the researcher from bias. Questionnaire was used to collect data from individual farmers of Rubaya sub-county-Kabale district.

#### **3.6.2 Interview Guide**

The researcher gathered information through verbal interaction with Key Informants and Focus Group Discussion. Interview guide was flexible, provided an opportunity for the researcher to probe and explore clarification where necessary. It also created an atmosphere for explanation to obtain more information.

### **3.7 Reliability**

Reliability is the extent to which a questionnaire, test, observation or any measurement procedures produces the same results on repeated trials (Miller, 2002). The researcher employed reliability test of the instruments to ensure consistency and accuracy of the research findings. The researcher carried out a pilot study to test the data collection instruments to ensure accuracy, consistency and reduction of bias. In addition, the reliability of a questionnaire was investigated using Cronbach Alpha method of internal consistency

aided by the SPSS (Version 22). As shown in Appendix 5, the computed Alpha was 0.899 and was greater than 0.7 which, according to Amin (2005), should be the minimum acceptable value the questionnaire should have to be regarded as reliable enough to collect dependable data. Therefore, the questionnaire was adequately reliable.

### 3.8 Validity

Validity refers to the extent to which data collection method accurately measures what it is intended to measure or to the extent to which research findings are about what they are claimed to be about (Saunders et al., 2009). The validity of the questionnaire items was investigated and ascertained using the content validity method. As explained by Amin (2005), this method uses item analysis, which involves examining each item to ensure that it is measuring what it is intended to measure. In this study, effort was made to design the questionnaire and submit it for assessment to two colleagues who were on the Master's Programme and were knowledgeable about the main theme of this study. Each of these assessors was asked to examine each item in the questionnaire by rating it either as relevant (R), neutral (N) or irrelevant (IR). After rating all the items, the content validity index (CVI) was calculated using the following formula:

$$\begin{aligned} \text{CVI} &= \frac{R}{R+N+IR} \\ \text{CVI} &= \frac{25}{35} \\ \text{CVI} &= 0.71 \end{aligned}$$

As shown in Appendix 4, the computed CVI was 0.71 and was greater than 0.7, which, according to Amin (2005), should be the minimum threshold acceptable for a valid questionnaire. Therefore, the items in the questionnaire were valid enough to measure the variables accurately.

### 3.9 Data Analysis

Data was analysed both qualitatively and quantitatively where:

Quantitative data was analysed using Statistical Package of Social Science (SPSS) version 16.0, descriptive statistics namely frequency counts, and percentages was used to analyse the

respondents' demographic characteristic. The mean and standard deviation was used to analyse respondent's opinions on OWC and poverty reduction.

Qualitative data analysis was used in explaining the different study findings and conclusions were drawn based on the findings. This was by use of content analysis where responses from Key Informants (KII), Focus Group Discussion (FGD) were grouped into recurrent issues. The recurrent issues which emerged in relation to each guiding question was presented in results with selected direct quotations from participants offered as illustrations.

### **3.10 Sources of Data**

#### **3.10.1 Primary Data sources**

Primary data refers to data collected by a researcher to address the specific needs of his/her study. It will involve using either qualitative and quantitative methods or a combination of both to gather first-hand information on a subject of study (Dawson, 2002; Ahiadeke, 2008). Primary data was collected directly from Rubaya sub-county in Kabale district using semi-structured questionnaire consisting of both close ended and open ended questions. The Questionnaire was used to collect data from individual farmers and farmer groups whereas Interview guide was used to collect data from key informants.

#### **3.10.1 Secondary Data Sources**

Apart from the researcher gathering first-hand information under primary data, she also reviewed secondary information in order to have a wider understanding of the topic. Secondary data was collected from documentary evidence such as files, memos, textbooks, journals, annual and quarterly reports, online published articles, magazines and resource centres. Secondary data was basically to back up primary data. Secondary data refers to data which has been collected by other people for a different purpose but which has a significance for the present study (Dawson, 2002).

### **3.11 Ethical Consideration**

The researcher considered ethical conduct of research and paid attention to all ethical issues like introductory letter from the Faculty of Economics and Management Sciences under Kabale University, Covid-19 guidelines, and self-introduction in the community for data collection.

The study information remained confidential to the research to ensure that the privacy of individuals was highly respected.

The research ensured that the information was obtained with the research permit from the relevant authority and consent from respondent.

### **3.12 Limitations of the Study**

High expectations from the respondents may result into unwillingness of some target respondents to participate in the study. Some respondents expected incentives in terms of cash payments, refreshments, soap and which was expensive to the researcher.

Poor road and communication networks in rural areas affected the researcher during the study and this led to high transport costs.

Research was expensive in terms of training research assistants, data collection and analysis, as this process required to employ extra labour like research assistants to help in data collection.



## **CHAPTER FOUR: PRESENTATION, ANALYSIS AND INTERPRETATION OF THE FINDINGS**

### **4.0 Introduction**

This chapter focuses on the presentation, analysis and interpretation of the findings on the Operation Wealth Creation (OWC) and poverty reduction in Kabale District, a case of Rubaya Sub-County. The chapter is based on demographic characteristics of the respondents and the objectives of the research which include: examining the different activities implemented under Operation wealth Creation (OWC) towards poverty reduction; assessing the contributions of Operation Wealth Creation (OWC) towards poverty reduction; and, determining the challenges affecting the implementation of Operation wealth Creation (OWC) in the reduction of poverty in Rubaya Sub-County, Kabale District.

The information in this chapter was mainly obtained through questionnaires. The researcher was able to get data from 82 respondents out of 95 as indicated on the table below:

**Table 4.1: Showing response rates**

<b>Details</b>	<b>Frequency</b>	<b>Percentage</b>
Response	82	86.3 %
Non-Response	13	13.7%
	95	100%

From Table 4.1, above, the response rate of the question was 86.3% and Non-Response rate was only 13.7%. According to Morton, Bandara, Robinson, and Carr (2012), a return rate approximating to 60% for most studies is considered desired (Morton, Bandura, Robinson, & Carr, 2012).

Besides, the quantitative data, five (5) key informants' interviews were held mainly with key Kabale District and Rubaya Sub-County Officials. Additionally four (4) Focus Group Discussions were carried out to provide data to complement the quantitative information provided through questionnaires from OWC farmers who were randomly selected.

#### **4.1 The Demographic characteristic of the Respondents**

This was characterized by the Gender, Age, Marital status, Education level of respondents and the period spent in Rubaya sub-county and below is the information that was obtained.

##### **4.1.1 Age of the respondents**

The distribution of the respondents was as shown below:

**Table 4.1.1: Showing the distribution of respondents according to Age**

	Frequency	Percent	Valid Percent	Cumulative Percent
Valid 20-30 years	19	23.2	23.2	23.2
31-40 years	27	32.9	32.9	56.1
41-50 years	36	43.9	43.9	100.0
Total	82	100.0	100.0	

*Source: Primary data, 2021*

From the Table 4.1.1 above, it can be seen that respondents who were in the age brackets of 20-30 years were 19 (23.2%), 31-40 years were 27(32.9%) and 41-50 years were 36 (43.9%) This indicated that the dominant respondents were between 41-50 years of age, followed by those between 31-40 years and lastly the ones between 20-30 years age bracket. There were no respondents above the age of 50 years

##### **4.1.2 Gender of Respondents**

**Table 4.1.2: Showing distribution of respondents by Gender**

	Frequency	Percent	Valid Percent	Cumulative Percent
Valid Male	51	62.2	62.2	62.2
Female	31	37.8	37.8	100.0

Total	82	100.0	100.0
-------	----	-------	-------

*Source: Primary data, 2021*

From the Table 4.1.2 above, results indicated that out of eighty two (82) respondents who participated in the research, 51 (62.2%) were males and 31 (37.8%) were females. This indicated that the research was dominated by male respondents. The implication of this is that male residents in Rubaya Sub-County participate more in Operation Wealth Creation (OWC) activities than females as a result more males were interviewed.

#### **4.1.3 Marital status of respondents**

**Table 4.1.3: Showing distribution of respondents according to marital status**

	Frequency	Percent	Valid Percent	Cumulative Percent
Valid Single	12	14.6	14.6	14.6
Married	60	73.2	73.2	87.8
Widowed	10	12.2	12.2	100.0
Total	82	100.0	100.0	

*Source: Primary data, 2021.*

From the Table 4.1.3above, 12 (14.6%) of the respondents were single, 60 (73.2%) of the respondents were married, and only 10 (12.2%) of the respondents were widowed. This showed that that majority of the respondents who participated in this research were married followed by the ones who single and lastly the ones who were windowed.

#### **4.1.4 Education level of respondents**

**Table 4.1.4: Showing distribution of respondents according to Education levels**

	Frequency	Percent	Valid Percent	Cumulative Percent
Valid Primary	45	54.9	54.9	54.9
Secondary	24	29.3	29.3	84.1
Tertiary	13	15.9	15.9	100.0

Total	82	100.0	100.0
-------	----	-------	-------

*Source: Primary data, 2021*

From the Table 4.1.4 above, the results indicated 45 (54.9%) of the respondents studied up to Primary, 24 (29.3%) studied up to Secondary and 13 (15.9%) studied up to tertiary level. From the findings, therefore, the majority of the respondents had Primary Level of Education Qualification.

#### 4.1.5 Number of years spent in Rubaya Sub-County

**Table 4.1.5: Showing distribution of respondents according to the number of years spent in Rubaya Sub-County**

	Frequency	Percent	Valid Percent	Cumulative Percent
Valid 1-2 years	5	6.1	6.1	6.1
2-4 years	15	18.3	18.3	24.4
4-8 years	20	24.4	24.4	48.8
Above 8 years	42	51.2	51.2	100.0
Total	82	100.0	100.0	

*Source: Primary data, 2021*

From Table 4.1.5 above, 5 (6.1%) of the respondents spent between 1-2 years, 15 (18.3%) spent between 2-4 years, 20 (24.4%) spent between 4-8 years, and 42 (51.2%) spent above 8 years in Rubaya Sub-County. The findings therefore indicated that the research was dominated by respondents who had spent more than 8 years in Rubaya Sub-County.

## 4.2 Different activities implemented under Operation Wealth Creation (OWC)

The first objective of the research was intended to examine different activities implemented under Operation Wealth Creation (OWC) in Rubaya Sub-County. Data was collected using both Questionnaires and Interview Guide (IG) from Key Informant (KI) and Focus Groups Discussion (FGDs) and analysed and described as follows.

**Table 4.2.1: Showing different activities implemented under Operation Wealth Creation (OWC) in Rubaya sub-county**

Different activities implemented under Operation Wealth Creation (OWC)	Strongly Agree		Agree		Not Sure		Disagree		Strongly Disagree		Total	
	F	%	F	%	F	%	F	%	F	%	F	%
I have knowledge on all Operation Wealth Creation (OWC) activities	50	61	0	0	0	0	0	0	32	39	82	100
Operation Wealth Creation (OWC) gives agricultural inputs to farmers	47	57.3	0	0	0	0	0	0	35	42.7	82	100
Operation Wealth Creation promotes the use of modern technology in agricultural production	45	54.9	2	2.4	0	0	5	6.1	30	36.6	82	100
Operation Wealth Creation Supports investment in agriculture	44	53.7	0	0	0	0	0	0	38	46.3	82	100
Operation Wealth Creation trains farmers in improved agricultural technologies	40	48.8	1	1.2	0	0	2	2.4	30	36.6	82	100
Operation Wealth Creation mobilizes stakeholders to support value chain platforms	43	52.3	7	8.5	0	0	5	6.1	26	31.7	82	100
Operation Wealth Creation links farmers to the market	40	48.8	6	7.3	0	0	4	4.9	32	39.0	82	100

**Source: Primary Data, 2021:**

**KEY. F=Frequency, %=percentage**

From the Table 4.2.1 above, the results indicated that 50 (61%) of the respondents strongly agreed to having knowledge on all Operation Wealth Creation (OWC) activities while 32 (39%) Strongly Disagreed having knowledge on all Operation Wealth Creation (OWC) activities.

Further, 47 (57.3%) of the respondents Strongly Agreed that Operation Wealth Creation (OWC) gives Agricultural inputs to farmers, while 35(42.7%) of the respondents Strongly Disagreed that Operation Wealth Creation (OWC) gives Agricultural inputs to farmers.

Again, 45 (54.9%) of the respondents strongly Agreed that Operation Wealth Creation promotes the use of Modern Technology in Agricultural production, 2(2.4%) of the respondents just Agree Operation Wealth Creation (OWC) promotes the use of Modern Technology in Agricultural production, 5(6.1%) of the respondents Disagreed that Operation Wealth Creation (OWC) promotes the use of Modern Technology in Agricultural production, and 30 (36.6%) of the respondents Strongly Disagreed that Operation Wealth Creation promotes the use of Modern Technology in Agricultural production.

Once more, 44 (53.7%) of the respondents strongly Agreed that Operation Wealth Creation (OWC) supports investment in Agriculture and 38 (46.3% of the respondents strongly Disagreed that Operation Wealth Creation (OWC) supports investment in Agriculture.

Further still, 40 (48.8%) of the respondents Strongly Agreed that Operation Wealth Creation (OWC) trains farmers in improved Agricultural Technologies, 10 (12.2%) of the respondents just Agreed, 2 (2.4%) of the respondents Disagreed that Operation Wealth Creation (OWC) trains farmers in improved Agricultural Technologies and 30 (36.6%) of the respondents Strongly Agreed that Operation Wealth Creation (OWC) trains farmers in improved Agricultural Technologies.

Additionally, 43 (52.3%) of the respondents Strongly Agreed that Operation Wealth Creation (OWC) mobilizes stakeholders to support value chain platforms, 7 (8.5%) of the respondents just Agreed that Operation Wealth Creation (OWC) mobilizes stakeholders to support value chain platforms, 5 (6.1%) of the respondents Disagreed that Operation Wealth Creation (OWC) mobilizes stakeholders to support value chain platforms and 26 (31.7%) of the respondents Strongly Disagreed that Operation Wealth Creation (OWC) mobilizes stakeholders to support value chain platforms.

Lastly, 40 (48.8%) of the respondents Strongly Agreed that Operation Wealth Creation (OWC) links farmers to the market, 6 (7.3%) of the respondents just Agreed that Operation Wealth Creation (OWC) links farmers to the market, 4 (4.9%) of the respondents Disagreed that Operation Wealth Creation (OWC) links farmers to the market and 32 (39.0%) of the respondents Strongly Disagreed that Operation Wealth Creation (OWC) links farmers to the market.

During the Qualitative Interviews, the Key Informants (KIs) also acknowledged that among other services, Operation Wealth Creation (OWC) provides farmers with Seed inputs, animals and farm implements.

*“Operation Wealth Creation (OWC) provides to the farmers, cows, piglets, crop seeds such as Irish Potatoes seeds, maize, and Tea Seedlings and Apple seedlings and farm inputs like hoes.”*

Source: Key Informant Interviews (KII)

### 4.3 Contribution of Operation Wealth Creation (OWC) towards reduction of poverty

The second objective was intended to assess the contributions of Operation Wealth Creation (OWC) towards reduction of Poverty in Rubaya Sub-County, Kabale District. To answer this research question “How has the Operation Wealth Creation (OWC) contributed to poverty reduction in Rubaya Sub-County?”, the Research collected data using asset of eight (8), 5-point scale Likert questions. Additional data was also collected from Key Informants (Kabale District and Rubaya Sub-County officials) and Focus Group Discussions (FGDs).

**Table 4.3.1: Showing the contribution of Operation Wealth Creation (OWC) towards poverty reduction in Rubaya sub-county**

Contribution of operation wealth creation to poverty reduction in Rubaya s/county.	Strongly Agree		Agree		Not Sure		Disagree		Strongly Disagree		Total	
	F	%	F	%	F	%	F	%	F	%	F	%
Transforms smallholder farmers into large-scale commercial farmers.	71	87%	11	13%							82	100%
Enables farmers and small scale			57	70	2	30					82	100

agricultural entrepreneurs to access ready market for their produce				%	5	%						%
Promotes the use of modern agriculture technology to transform subsistence farming into commercialize agriculture	63	77%	17	21 %			2	2%			82	100 %
Connects with and mobilizes a significant proportion of the population for commercialized agriculture			23	28 %	4 0	49 %	1 9	23			82	100 %
Mobilizes various stakeholders in agriculture sector to create a more vibrant commercial agriculture sector	40	49%			4 2	51 %					82	100 %
Contributes in the improvement of weak infrastructure such as roads, electricity, water for production and storage facilities.	15	18%					6 7	82 %			82	100 %
Focuses on food security crops like beans, potatoes and maize and livestock like piglet and cows.	82	100 %									82	100 %
Contributes the increases of agriculture production by offering free agriculture inputs, advisory and extension services to farmers	82	100 %										100 %

From the Table 4.3.1, respondents were asked a number of Likert scale questions to determine the contribution of Operation Wealth Creation (OWC) in Rubaya Sub-County, Kabale District.



From Table above 4.3.1 indicated that 82% agreed that OWC contributed towards transforming smallholder farmers into large-scale commercial farmers in Rubaya sub-county.

Also 70% of respondents Agreed and 25% of respondents were not sure whether OWC enabled farmers and small scale agricultural entrepreneurs to access ready market for their produce.

It was also noted that 80 (98%) of respondents agreed that OWC promotes the use of modern agriculture technology to transform subsistence farming into commercialize agriculture and only 02 (2%) disagreed with the statement.

Table 4.3.1 indicated that 23 (28%) agreed that OWC Connected with and mobilized a significant proportion of the population for commercialized agriculture, 40 (49%) were not sure and 19 (23%) disagreed that OWC connected with and mobilized a significant proportion of the population for commercialized agriculture.

Furthermore, 15 (18%) of respondents strongly agreed that OWC contributed in the improvement of weak infrastructure such as roads, electricity, water for production and storage facilities as 67 (82%) disagreed with the statement.

82 (100%) of the respondents strongly agreed that OWC focused on food security crops like beans, potatoes and maize and livestock like piglet and cows in Rubaya sub-county in Kabale district.

82 (100%) of the respondents also strongly agreed that OWC contributed to the increase of agriculture production by offering free agriculture inputs, advisory and extension services to farmers to people of Rubaya sub-county in Kabale district.

*OWC supported farmers with improved technology, Contributed to the increase of agriculture production by offering free agriculture inputs, advisory and extension services, supported transforming small holder farmers into large scale commercial farmers.*

***Source: Key Informant Interviews***

#### **4.4 Challenges affecting the implementation of Operation Wealth Creation (OWC) in the reduction of poverty in Rubaya Sub-County, Kabale District**

The third objective of the research was to determine the challenges affecting the implementation of operation wealth creation (OWC) in reduction of poverty. The results obtained were as indicated the table below.

**Table 4.4.1: Showing challenges affecting implementation of Operation wealth Creation (OWC) in Rubaya Sub-County, Kabale District**

<b>Challenges</b>	<b>N</b>	<b>Mean</b>	<b>Std. Deviation</b>
Corruption and elite capture affects Operation Wealth Creation (OWC) implementation	82	2.5610	1.96323
Lack of operational legal and policy framework affects Operation Wealth Creation (OWC) implementation	82	2.7073	1.99064
Delays in distribution of inputs under Operation Wealth Creation	82	2.5610	1.96323
Uncertainty in the supply of inputs under Operation Wealth Creation (OWC)	82	2.7073	1.99064
Quality and quantity of Agricultural inputs supplied under Operation Wealth Creation (OWC)	82	2.7561	1.99729
Poor design and political influence affects Operation Wealth Creation (OWC)	82	2.6098	1.97363
Inadequate supervision and monitoring of Operation Wealth Creation (OWC) activities	82	2.5610	1.96323
Valid N (leastwise)	82		

From Table 4.4.1, respondents were asked a number of Likert scale questions to determine the challenges that affect implementation of Operation Wealth Creation (OWC) in Rubaya Sub-County, Kabale District.

On whether Corruption and elite capture affects implementation of Operation Wealth Creation (OWC), the results indicated that respondents agreed with mean difference of 2.56 and standard deviation 1.96.

On whether, lack of operational legal and policy framework affects implementation of Operation Wealth Creation (OWC), the results indicated that respondents agreed with mean difference of 2.71 and standard deviation 1.99.

On whether, delays in distribution of inputs affects the implementation of Operation Wealth Creation (OWC), the results indicated that respondents agreed with mean difference of 2.56 and standard deviation 1.96.

On whether uncertainty in the supply of inputs affects the implementation of Operation Wealth Creation (OWC), the results indicated that respondents agreed with mean difference of 2.71 and standard deviation 1.99.

On whether quality and quantity of Agricultural inputs supplied by Operation Wealth Creation (OWC) affects the implementation, the results indicated that respondents agreed with mean difference of 2.76 and standard deviation 2.00.

On whether poor design and political influence affects Operation Wealth Creation (OWC), the results indicated that respondents agreed with mean difference of 2.61 and standard deviation 1.97.

And lastly, on whether inadequate supervision and monitoring of Operation Wealth Creation (OWC) activities affects its implementation, the results indicated that respondents agreed with mean difference of 2.56 and standard deviation 1.96.

Additionally, interviews with Key Informant (KIs) and Focus Group (FGDs) also revealed challenges in the implementation of Operation Wealth Creation (OWC) such as unfair beneficiary selection procedures, poor quality seeds, delays in the supply of seeds and other farm inputs and lack of monitoring and supervision of operation wealth creation (OWC) activities in both Rubaya Sub-County and Kabale District in general.

*“Seedlings such as the Apples, coffee seedlings and maize seeds do not germinate well. More to that potatoes wilted, No body from the District came to inspect the gardens before we plant seeds/seedlings in our gardens”.*

***Source: FGD Interviews***

*“We do not have funds to enable us as a District to supervise and monitor activities implemented under Operation Wealth Creation”*

***Source: Key Informant Interviews***

## **CHAPTER FIVE: DISCUSSION, CONCLUSIONS AND RECOMMENDATIONS**

### **5.0 Introduction**

This chapter summarizes the findings of the study as they are presented in chapter four, recommendations and conclusion in relation to the specific objectives. The findings are discussed in relation to literature and the research objectives of the research as below

### **5.1 Summary and Discussion of the findings**

#### **5.1.1 The Demographic characteristics of the respondents**

This section summarizes the demographic characteristics of the respondents in terms of Age, Gender, Marital Status, education levels and the number of years spent in Rubaya.

From Table 4.1.1, results indicated that respondents in the age bracket of between 41-59 years 36 (43.9%) dominated the study followed by 31-40 years 27(32.9%) and lastly 20-30 years 19 (23.2%).

Also, from Table 4.1.2, results indicated that males 51(62.2%) dominated the study and female respondents 31 (37.8%) participated in the study as well. The overall indication was that the research was dominated by male respondents.

Further from the Table 4.1.3, results indicated that 60 (73.2%) of the respondents were married, followed by 12 (14.6%) who were single and lastly only 10 (12.2%) of the respondents were widowed. The conclusion is that the research was dominated by married respondents

Again, from Table 4.1.4, results indicated 45 (54.9%) of the respondents studied up to Primary, followed by 24 (29.3%) who studied up to Secondary and lastly only 13 (15.9%) who studied up to tertiary level. From the findings therefore, we can conclude that the research was dominated respondents who studied up to Primary Level.

Lastly, from Table 4.1.5, results indicated that 42 (51.2%) of the respondents spent above 8 years in Rubaya Sub-County, followed by 20 (24.4%) of the respondents who spent between 4-8 years in Rubaya Sub-County, 15 (18.3%) of the respondents who spent between 2-4years in Rubaya Sub-County and only 5 (6.1%) of the respondents spent between 1-2 years in Rubaya Sub-County. From the finding we can conclude that the research was dominated by the respondents who spent above 8 years and between 4 and 8 years in Rubaya Sub-County.

### **5.1.2 Activities implemented under Operation Wealth Creation (OWC) in Rubaya Sub-County**

The first objective examined the different activities implemented under Operation Wealth Creation (OWC) in Rubaya sub-county.

From Table 4.2.1m the researcher was interested to know different activities implemented or carried out by Operation Wealth Creation (OWC), respondents were first asked whether they have knowledge on all Operation Wealth Creation (OWC) activities in Rubaya Sub-County: 50 (61%) of the respondents strongly agreed to having knowledge on all Operation Wealth Creation (OWC) activities in Rubaya Sub-County and 32 (39%) Strongly Disagreed having knowledge on all Operation Wealth Creation (OWC) activities in Rubaya Sub-County. This

means that some Operation Wealth Creation (OWC) is not yet popular among the citizens in Rubaya Sub-County, Kabale District.

On the distribution of free agriculture inputs like Beans seeds, Maize seeds, Irish Potatoes seeds, tea seedlings and coffee seedlings to farmers, the majority of respondents 47 (57.3%) Strongly Agreed that Operation Wealth Creation (OWC) gives Agricultural inputs to farmers, while 35(42.7%) of the respondents Strongly Disagreed. This finding is in line with a baseline study by NGO Forum of Uganda onCitizens Assessment of the NRM Government's first year of the 2016/2021 term, where 29 % of respondents indicated that they had received support from Operation Wealth Creation (OWC) in form of seeds/seedlings of various varieties (**Uganda NGO Forum, 2017**).

Further, majority of the respondents 42 (57.3%) agreed that Operation Wealth Creation promotes the use of Modern Technology in Agricultural production while 35 (42.7%) disagreed that Operation Wealth Creation (OWC) promotes the use of Modern Technology in Agricultural production. This finding collaborates report by Ministry of Agriculture, Animal Industries and Fisheries (MAAIF) that as a result of interventions under NAADs and OWC, the proportion of households using tractors increase from 2% in 2010 to 7.3% in the financial year 2017/18 (**MAAIF, 2019**). This certainly is a small number, which means the respondents who disagreed were right to say Operation Wealth Creation (OWC) does not promote the use of Modern Technology in Agricultural production.

Once more, the majority of the respondents 44 (53.7%) strongly Agreed that Operation Wealth Creation (OWC) Supports investment in Agriculture and 38 (46.3%) of the respondents strongly Disagreed that Operation Wealth Creation (OWC) Supports investment in Agriculture. This is contrary to AGRA Report (2020) which indicated that Uganda's relative budget share to agriculture has remained low (**AGRA Report, 2020**). For example, in 2016/17, 3% of the national budget was allocated to agriculture (**Mayanja, Kakuba, & Massawe, 2017**).

Further still, the majority of the respondents 50 (60%), Agreed that Operation Wealth Creation (OWC) trains farmers in improved Agricultural Technologies, while only 32 (40%) of the respondents that Disagreed that Operation Wealth Creation (OWC) trains farmers in improved Agricultural Technologies. MAAIF (2019) report indicated that as a result the

training farmers got in Agricultural Mechanization, the proportion of households using tractors increased from 2% in 2010 to 7.3% in the financial year 2017/18 (MAAIF, 2019).

Once more, the majority of the respondents 50 (58.8%), Agreed that Operation Wealth Creation (OWC) mobilizes stakeholders to support value chain platforms; 32 (48.2 %) of the respondents Disagreed that Operation Wealth Creation (OWC) mobilizes stakeholders to support value chain platforms. Accordingly, MAAIF (2019) also reported that In order to improve the youth post-harvest handling and storage management skills, the Programmes (NAADs/OWC) mobilized and trained them in sustainable market linkages and value chains in crops such as rice, maize, among others.

Lastly, the majority of the respondents 46 (56.1%) Agreed that Operation Wealth Creation (OWC) links farmers to the market, while 36 (43.9%) of the respondents disagreed that Operation Wealth Creation (OWC) links farmers to the market. In line with this, accordingly, NAADs /OWC aims to create farmer groups model that mobilizes farmers into groups and higher-level producer marketing associations and link the farmers to input dealers, traders and financial services (MAAIF, 2019).

The above quantitative findings are complemented by the qualitative interviews with key informants and Focus Group Discussions (FGDs) who correctly reiterated some of the activities Operation Wealth Creation (OWC) carries out.

*“Operation Wealth Creation (OWC) provides to the farmers, cows, piglets, crop seeds such as Irish Potatoes seeds, maize, and Tea Seedlings and Apple seedlings. We are called to attend trainings to increase our agricultural productivity”*

### **5.1.3 Contributions of Operation Wealth Creation (OWC) towards poverty reduction in Rubaya Sub-County**

The second objective of the study was to assess the contributions of operation wealth Creation (OWC) towards poverty reduction in Rubaya Sub-County, Kabale District. Accordingly, eighty two (82) respondents who were farmers were assessed using a set of eight (8), five (5) scale Likert questions on predetermined contributions, who were asked to indicate their level of agreement or Disagree on the stated contributions of OWC towards reduction of poverty.

Table 4.3.1 indicated that 82% agreed that OWC contributed towards Transforming small holder farmers into large scale commercial farmers in Rubaya sub-county. This indicated that OWC largely has done much on commercialization of agriculture in Rubaya sub-county in Kabale district.

Also 70% of respondent Agreed and 25% of respondents were not sure whether OWC enabled farmers and small scale agricultural entrepreneurs to access ready market for their produce. This implied greater ready market through open borders.

It was also noted that 80 (98%) of respondents agreed that OWC promotes the use of modern agriculture technology to transform subsistence farming into commercialize agriculture and only 02 (2%) disagreed with the statement. This indicator showed that OWC achieved its main objective of commercializing agriculture.

Table 4.3.1 indicated that 23 (28%) agreed that OWC Connected with and mobilizes a significant proportion of the population for commercialized agriculture, 40 (49%) not sure and 19 (23%) disagrees that OWC Connected with and mobilizes a significant proportion of the population for commercialized agriculture. This indicated that OWC contributed less in merging farmers for a specific cause.

Furthermore, 15 (18%) of respondents strongly agreed that OWC Contributed in the improvement of weak infrastructure such as roads, electricity, water for production and storage facilities as 67 (82%) disagreed with the statement. This indicated that actually OWC's objective on improving weak infrastructure was less tackled.

82 (100%) of the respondents strongly agreed that OWC Focused on food security crops like beans, potatoes and maize and livestock like piglet and cows in Rubaya sub-county in Kabale district. This indicated a higher contribution of OWC in the area.

82 (100%) of the respondents also strongly agreed that OWC Contributed to the increase of agriculture production by offering free agriculture inputs, advisory and extension services to farmers of Rubaya sub-county in Kabale district. This showed that a higher contribution of OWC and this was ranked highest achievement in the area.



*OWC supported farmers with improved technology, Contributed to the increase of agriculture production by offering free agriculture inputs, advisory and extension services, supported transforming small holder farmers into large scale commercial farmers. This indicated that OWC contributed significantly to the reduction of poverty in Rubaya sub-county*

***Source: Key Informant Interviews***

#### **5.1.4 Challenges affecting the implementation of Operation Wealth Creation (OWC) towards reduction of poverty in Rubaya Sub-County, Kabale District**

The third objective of the study was to determine the challenges affecting the implementation of Operation Wealth Creation (OWC) towards reduction of poverty in Rubaya Sub-County, Kabale District. A set of seven (7), five (5) scale Likert scale questions were asked to eighty two (82) respondents. In Addition, Interviews were held with Key Informants (KIs) and as well as Focus Group Discussions (FGDs).

From Table 4.4.1, respondents were asked a number of predetermined questions, the summary of the responses were as discussed below:

Corruption and elite capture affects implementation of Operation Wealth Creation (OWC), the results indicated that respondents most respondents agreed with mean difference of 2.56 and standard deviation 1.96. This ranked corruption and elite capture highly as one of the challenges that affected implementation of Operation Wealth Creation (OWC) in Rubaya Sub-County, Kabale District. This is in line with (Robert & Mesharch, 2018) who opined that corruption and elite capture affected implementation of Operation Wealth creation. Additionally, according to (Kuteesa, Kisaame, & Ggoobi, 2018), operation Wealth Creation (OWC) faced a number of challenges, among which was elite capture of the Programme.

Further, lack of operational legal and policy framework affects implementation of Operation Wealth Creation (OWC), the results indicated that respondents agreed with mean difference of 2.71 and standard deviation 1.99. This view was once again being shared by (Robert & Mesharch, 2018) and Semujju, MP for Kiira Municipality who is quoted in the Parliament of

Uganda (2017) saying operation wealth creation lacked legal and policy framework and was operating outside the law.

Once more, delays in the distribution of inputs affect the implementation of Operation Wealth Creation (OWC), the results indicated that respondents agreed with mean difference of 2.56 and standard deviation 1.96. This is line with (Baltzer & Hansen, 2011) who noted the same challenge of delays in supply of farm inputs farmers hamper the implementation of government programmes such as Operation Wealth Creation (OWC). Similarly, uncertainty was also rated highly by the respondents in the supply of inputs and it affects the implementation of Operation Wealth Creation (OWC), the results indicated that respondents agreed with mean difference of 2.71 and standard deviation 1.99.

Additionally, quality and quantity of Agricultural inputs supplied by Operation Wealth Creation (OWC) was rated as a factor/challenge that affects the implementation of Operation Wealth Creation (OWC). The results indicated mean difference of 2.76 and standard deviation 2.00. According to an MFPED Report (2014), some seed inputs that were supplied to farmers under Operation Wealth Creation (OWC) failed to germinate such as gingers. In some places, Heifers supplied were poor quality than what farmers expected ((MFPED)Ministry of Finance, Planning and Economic Development, 2014) and AGRA Report (2019) also noted that counterfeit or poor quality seeds and fertilizer was a serious problem on the Ugandan market (AGRA Report, 2020) and this affected farmers' crop yield and quality.

Once more, the poor design and political influence affects Operation Wealth Creation (OWC), the results indicated that respondents agreed with mean difference of 2.61 and standard deviation 1.97. According Equal Opportunities Commission (EOC) report 2016, the design of OWC did not take into consideration the disadvantaged groups. Hailu, Kassa and Kibrom (2014), in their study carried out in Ethiopia established that farmers have to walk long distance to pick inputs in the nearest market (Hailu, Kassa, & Kibrom, 2014). A similar problem was established by the Ministry of Finance, Planning and Economic Development (MFPED) 2016/17 Semi Annual Budget monitoring report that Operation Wealth Creation (OWC) design did not favour certain categories of farmers. It emphasized land as a basic requirement, and yet women and youth were not given consideration when they did not have land. MFPED (2017) noted that Operation wealth Creation (OWC) Programme lacked appropriate mechanism for dealing with gender inequalities partly associated with limited

access to land and advisory services by women; males dominate in decision making in the use of family land (MFPED, 2017).

Lastly, inadequate supervision and monitoring of Operation Wealth Creation (OWC) activities affects its implementation, the results indicated that respondents agreed with mean difference of 2.56 and standard deviation 1.96. According to (Robert & Mesharch, 2018), operation wealth creation officials implement the delivery of the inputs but they do not monitor whether farmers are putting the inputs to the correct use. Districts and the area Members of Parliament (MP) are supposed to monitor the programme, however District Local Government (DLG) Officials, always claim that are not notified, involved in Operation Wealth Creation (OWC) Programme since no money came to their district (except inputs) (MAAIF, 2015b).

Additionally, interviews with Key Informant (KIs) and Focus Group Discussions (FGDs) also revealed challenges in the implementation of Operation Wealth Creation (OWC) such as unfair beneficiary selection procedures, poor quality seeds, delays in the supply of seeds and other farm inputs and lack of monitoring and supervision of operation wealth creation (OWC) activities in both Rubaya Sub-County and Kabale District in General.

*“Seedlings such as the tea, coffee and potatoe seeds do not germinate well. No body from the District came to inspect the gardens before we plant seeds/seedlings in our gardens”*

***Source: FGD Interviews***

*“We do not have funds to enable us as a District and sub-county to supervise and monitor activities implemented under Operation Wealth Creation”.*

***Source: Key Informant Interviews***

## **5.2 Conclusions**

In conclusion, the Researcher's results indicated that OWC distributed items to farmers such as potato seeds tea, Apples and coffee seedling and cows; promotes the use of Modern

Technology in Agricultural production; Supports investment in Agriculture, trains farmers in improved Agricultural Technologies in Rubaya sub-county, Kabale district.

The researcher concluded that OWC contributed a number of things in Rubaya sub-county such as: Transforming small holder farmers into large scale commercial farmers; Promoting the use of modern agriculture technology to transform subsistence farming into commercialize agriculture; Contributing to the increases of agriculture production by offering free agriculture inputs, advisory and extension services to farmers; Connecting with and mobilizing a significant proportion of the population for commercialized agriculture; Mobilizing various stakeholders in agriculture sector to create a more vibrant commercial agriculture sector which was viable for the community.

The research also found out that Operation Wealth Creation (OWC) faced a number of challenges such as poor coordination among stakeholders at both National and District levels across Agricultural sector; low quantity and quality inputs, huge losses due to no or limited extension services, land fragmentation; lack of supervision and monitoring of Operation Wealth Creation (OWC) activities; and corruption and elite capture of the Programme.

The researcher therefore concluded that there is no significant relationship between Operation Wealth Creation (OWC) and Poverty reduction in Rubaya Sub-County, Kabale District.

### **5.3 Recommendations**

The researcher recommends that distribution of agriculture inputs be accompanied by sensitizations and technical guidelines on agronomic practices, post-harvest handling, marketing and farming as a business. This can be done through partnership with other government agencies, non-governmental actors like NGOs and private sectors to ensure sustainability and proper use and handling of distributed inputs.

There is need for MAAIF to emphasis Monitoring and Evaluation system on all activities being implemented under the ministry by different government agencies including OWC. This will to track performance, impact and value for money.

Community members should be vigilant to the services of the government of Uganda. This will enable government to track impact, challenges in case and can also reduce. And even community members would be in position to report substandard seed, signing of empty distribution sheets, and improper services.

Government through Ministry of Agriculture, Animal, Industry and Fisheries (MAAIF) should address the governance challenges such as corruption, poor leadership and weak infrastructure. This will enable government programmes to have impact on the ground.

#### **5.4 Areas for future research**

As the researcher concluded that there is no significant relationship between OWC and poverty reduction in Rubaya Sub County, there is need to study why Operation Wealth Creation (OWC) is not creating any impact on ground and who actually benefits from Operation Wealth Creation (OWC) programme.

## References

- (MFPED)Ministry of Finance, Planning and Economic Development. (2014). *Distribution of Agricultural inputs: What are the key challenges? Briefing Paper 8/4*. Budget monitoring and Accountability Department, Kampala.
- Abdussalam, O. I. (2015). IMPACT OF YOUTH EMPOWERMENT SCHEME ON POVERTY ALLEVIATION IN. *International Journal of Business, Economics and Law*, 8(3).
- AGRA Report. (2020). *PIATA Royal 2019 outcome monitoring report, Consolidated report*. Amsterdam: KIT Royal TropicalInstitute.
- Amin, M. (2005). *Social Science Research: Conception, Methology and Analysis*. Kampala: Makerere University Printery.
- Babbie, E. (2010). *The Practice of Social Research* (12th ed.). Belmont,CA: Wadsworth.
- Baltzer, K., & Hansen, H. (2011). *Agricultural Subsidies in Sub-Saharan Africa Evaluation Study*.
- C, M. (2015). Small Holder Agricultural Oridcution in Zambabwe: A survey consilience . *The Journal of sustainable Development*.
- Gordon, A. (2010). *Improving smallholder access to purchased inputs in sub-Saharan Africa.(Policy series No. 7)*. The University of Greenwich, Natural Resources Institute.
- Hailu, B., Kassa, B. A., & Kibrom, A. W. (2014). Adoption and impact of Agricultural technologies on farm income: evidence from from Southern Tigray, Northern Ethiopia. *International Journal of Food and Agricultural Economics*.
- Kuteesa, A., Kisaame, A., & Ggoobi, R. (2018). *ACODE 2018: Public Expenditure Governance in Uganda's Agricultural Extension*. Kampala: ACODE Policy Paper.
- Lowe, A., & Sanyu, F. (2017). *Creating Opportunities for young people in Northern Uganda\s agricultural sector*. Overseas Development Institute Report.
- MAAIF. (2015b). *Ministry of Agriulture, Animal Industries and Fisheries (MAAIF): Local Government Budget Framework Paper, FY 2016/17*. Entebbe.

- MAAIF. (2019). *Progress achieved in implementation of 2021 manifesto*. Retrieved from <https://www.agriculture.go.ug/2019/05/20/progress-achieved-in-implementation-of-2016-manifesto/>
- Mayanja, F., Kakuba, T., & Massawe, S. (2017). *CAADP Biennial Review Brief: Africa Agriculture Transformation Scorecard Performance and Lessons for Uganda*. Ministry of Agriculture, Animal Industries and Fisheries (MAAIF), Kampala.
- MFPE. (2017). *Ministry of Finance, Planning and Economic Development (MFPE): Semi Annual Budget Monitoring Report, FY2016/17*.
- Morton, S., Bandura, D., Robinson, E., & Carr, P. A. (2012). In the 21st Century, what is an acceptable response rate? *Australian and Newzealand Journal of Public Health*.
- Muaz, J. (2013). *Practical Guide for Conducting Research: Summarising Good Research Practice in line with DCED Standard, Parish DCED*.
- Naggayi, M. E. (2021). *Assessing the impact of operation wealth creation in improving the standard of living in Uganda: A case study of Muduuma Sub-County, Mpigi District, an undergraduate degree dissertation*.
- Nsumba, B. (2019). *The Influence of Operation Wealth Creation on Household Poverty reduction in Myanzi Sub-County, Mubende District: A Research report Submitted for the award of Bachelors Degree in Public Administration and Management of Kampala International University*.
- Pamela, A. C., & Robert, S. B. (1995). *The Survey Research Hand Book: Guidelines and Strategies for conducting a Survey*. Chicago: Chicago III, Irwin.
- Parliament of Uganda. (2017). *Report on sectoral committee on Agricuture of parliament on the implementation of Operation Wealth Creation (OWX) Programme in Uganda*. Kampala.
- Pazvakavambwa, S. (2009). *Achieving Household and National Food security in Zimbabwe*. Harare: A-MDTF Initiative.
- Peters, M., Kiganda, G., & Rose, N. (2021). Stakeholders's participation in Agricultural farmers Extention service programmes inSub-Saharan Africa: A case of the Operation Wealth Creation (OWC) Programme in Uganda. *Economic World*, 9(1).

- Robert, T., & Mesharch, K. (2018). Public sector provision of free agricultural input in Uganda: The Rationale and challenges of Operation Wealth Creation. *Journal of Public Administration and Governance*, 8(2).
- Ronan, C. M. (2018). *The RCSI Sample Size hand Book*.
- Ryan, T. (2013). *Sample Size determination and power*. London: John Wiley and Sons.
- Sabano, J., & Kisekka, C. (2017). *Government Spokes Person Returns Wealth \creation Cow after uproar*. The Daily Monitor. Retrieved from <http://www.monitor.co.ug/News/National/Gov't/>
- Uganda NGO Forum. (2017). *A baseline: Citizens assessment of the NRM Government's first year of 2016/2021 term*. Uganda Government Monitoring Platform.
- Vaus, D. (2006). *Research Design in Social Research*. SAGE.
- Wiggins, S., & Brooks, J. (2010). *The Use of input subsidies in Developing Countries. Paper presented at the Global forum on agriculture*.

## **APPENDIX 1: QUESTIONNAIRE FOR FARMER BENEFICIARIES**

I am Katusiime Marion a master's student of Kabale University carrying out a research leading to award of a Degree of Masters in Project Planning and Management. I am collecting data to investigate, ***“the relationship between Operation Wealth Creation Program and poverty reduction”in Kabale District: taking Rubaya Sub-County as a case Study***”.

This questionnaire is designed to assist me in collecting data for this Academic Research and the information you will provide will be treated with utmost confidentiality. I kindly request you to provide me the necessary information having been chosen to participate in the study to enable me complete my research work successfully.



Thank you in advance for your co-operation.

Please fill in the spaces provided or tick in the option boxes with your responses.

**SECTION A: BIO DATA OF THE RESPONDENCE.**

1. What is your Gender?

a) Male ☐

b) Female ☐

2. What is marital status?

a) Single ☐

b). Widowed ☐

b) Married ☐

d). Separated ☐

3. What is your age?

a) 20-30yrs ☐ b) 31-40yrs ☐ c) 41-50yrs ☐ d). Above 50 ☐

4. What is your highest level of education?

a) Primary ☐ b) Secondary ☐

c) Tertiary ☐ d) Bachelor's degree ☐

e). others specify .....

5. Number of years you have spent in Rubaya sub-County or in Kabale district.

a) Less than a year ☐ b) 01-02 years ☐ c) 02-04 years ☐

d) 04-08 years ☐ e) Above 8 years ☐

**SECTION B: DIFFERENT ACTIVITIES IMPLEMENTED UNDER OWC PROGRAMME IN RUBAYA SUB-COUNTY.**

In this section, indicate whether you strongly agree, agree, disagree, strong disagree or not sure with following statements. Where, 1=Strongly Agree, 2=Agree, 3=Not sure, 4=Disagree and 5=Strongly Disagree.

N	Please indicate the degree to which you agree with the following	1	2	3	4	5
o	statements about different OWC activities.					

1	I have knowledge on all the activities carried under OWC Programme					
2	Distributes free agriculture seed inputs (Bean seeds, Irish Potatoes, Maize)					
3	Promotes the use of modern technology in agricultural production					
4	Supports investment in agriculture in Uganda					
5	Provides farmers with fertilizes to increase their crop yields					
6	Supports farmers training on improved farming technologies for commercialization of agriculture					
7	Mobilizes stakeholders in agriculture sector to build value chain platforms					
8	Creates an enabling environment for farmers to access market for their agricultural produce through facilitating value addition					

### **SECTION C: CONTRIBUTION OF OWC PROGRAMME TOWARDS POVERTY REDUCTION**

In this section, indicate whether you strongly agree, agree, disagree, strong disagree or not sure with the following statements.

Where, 1=Strongly Agree, 2=Agree, 3=Not sure, 4=Disagree and 5=Strongly Disagree.

No	Please indicate the degree to which you agree with the following statements about the contribution of OWC towards poverty reduction.	1	2	3	4	5
1	Transforms small holder farmers into large scale commercial farmers.					
2	Enables farmers and small scale agricultural entrepreneurs to access ready market for their produce					
3	Promotes the use of modern agriculture technology to transform subsistence farming into commercialize agriculture					
4	Connects with and mobilizes a significant proportion of the population for commercialized agriculture					
5	Mobilizes various stakeholders in agriculture sector to create a more vibrant commercial agriculture sector					
6	Contributes in the improvement of weak infrastructure such as roads, electricity, water for production and storage facilities.					

7	Focuses on food security crops like beans, potatoes and maize and livestock like piglet and cows.					
8	Contributes the increases of agriculture production by offering free agriculture inputs, advisory and extension services to farmers					

#### **SECTION D: CHALLENGES FACED IN OWC PROGRAMME TOWARDS POVERTY REDUCTION**

In this section, indicate whether you strongly agree, agree, disagree, strong disagree or not sure. Where, 1=Strongly Agree, 2=Agree, 3=Not sure, 4=Disagree and 5=Strongly Disagree.

No	Please indicate the degree to which you agree with the following statements.	1	2	3	4	5
1	Corruption and elite capture affects implementation of OWC activities.					
2	Lack of operational legal and Policy framework for implementation of OWC activities.					
3	Delays in on time distribution of inputs under OWC					
4	Uncertainty of the supply of the agricultural inputs and supplies under OWC					
5	Quality and Quantity of agricultural inputs and supplies affects effective implementation of OWC					
6	Poor design and political influence affect OWC operation and activities					
7	Inadequate supervision and monitoring of OWC activities					

#### **SECTION E: POVERTY REDUCTION INDICATORS**

In this section, Indicate whether you strongly agree, agree, Disagree, strong disagree, or not sure with the following statements. Where, 1=Strongly Agree, 2=Agree, 3=Not sure, 4=Disagree and 5=Strongly Disagree.

No	Please indicate the degree to which you agree with the following statements on poverty reduction indicators as a result of OWC.	1	2	3	4	5
1	My household access to information has improved					

2	My household now has got better access to shelter					
3	My household access to education and health services has increase					
4	It has enabled improvement in my household access to safe drinking water					
5	My participation in agriculture activities under OWC has contributed to increase in my household income					
6	I can now participate in decision making process					
7	It has provided me and my household access to productive resources to ensure sustainable livelihoods					
8	It has offered me employment opportunity in agriculture					

**SECTION F: OTHER FACTORS THAT CONTRIBUTE TO POVERTY REDUCTION IN RUBAYA SUB-COUNTY.**

In this section, indicate whether you strongly agree, agree, disagree, strong disagree, or not sure with the following statements. Where, 1=Strongly Agree, 2=Agree, 3=Not sure, 4=Disagree and 5=Strongly Disagree.

No	Please indicate the degree to which you agree with the following statements.	1	2	3	4	5
1	Population					
2	Health					
3	Education					
4	Market					

*Thank you for your time.*

**APPENDIX 2: INTERVIEW GUIDE FOR KEY INFORMANTS AND FOCUS GROUP DISCUSSION (FGD).**

1. Do you know about Operation Wealth Creation (OWC)? If yes what do you about it?
2. What are the services and activities being implemented under Operation Wealth Creation (OWC) in Rubaya sub-county/Kabale District?
3. How many individual farmers and groups are benefiting from OWC Programme in Rubaya sub-county/Kabale District?
4. How has operation wealth creation (OWC) Programme contributed to poverty reduction to the community of Rubaya sub-county/Kabale District?

5. What are some of the challenges faced by Rubaya Sub-County /Kabale District in the implementation of Operation Wealth Creation (OWC) Programme?

#### Appendix 4: Content Validity Index

InstrumentAssessmentofitemsComputation						
R	N	IR	Total=(R+N+IR)		CVI=R/R+N+IR)	
Questionnaire		25	5	5	35	0.71

## Appendix 5: Reliability Analysis

### Reliability Statistics

Cronbach's Alpha	Cronbach's Alpha Based on Standardized Items	No of Items
.899	.899	30

Variables	Scale Mean if Item Deleted	Scale Variable if Item Deleted	Corrected Item-total Correlation	Cronbach's Alpha if Item Deleted
I have knowledge on all OWC activities	76.1341	824.290	.573	.894
OWC gives agricultural inputs to farmers	75.9878	852.457	.312	.899
OWC Promotes the use of modern technology in agricultural production	75.9878	856.407	.278	.899
OWC Supports investment in agriculture	75.8415	838.505	.432	.897
OWC Trains farmers in improved agricultural technologies	76.1341	827.253	.545	.894
OWC Mobilizes stakeholders to support value chain platforms	76.1341	828.142	.537	.895
OWC Links farmers to the market	75.9390	852.255	.313	.899

Transforms subsistence farmers to large scale commercial farmers	75.9878	817.592	.625	.893
Enable farmers to access ready market for their produce	75.9878	817.592	.625	.893
Expansion of small scale farmers to commercial farmers	76.1341	827.253	.545	.894
Mobilizing big size population for commercial agriculture	76.1829	912.077	-.197	.908
Engaging stakeholders to create more vibrant commercial agriculture sector	76.1341	824.290	.573	.894
Improvement of infrastructure (roads, electricity, irrigation systems)	76.0366	818.381	.621	.893
Focuses on food security	76.1341	864.093	.215	.900
Increases agricultural production through agric input distribution	76.1220	871.491	.151	.902
Corruption and elite capture affects OWC implementation	76.1341	824.290	.573	.894
Lack of operational legal and policy framework affects OWC	75.9878	817.592	.625	.893
Delays in distribution of inputs under OWC	76.1341	824.290	.573	.894
Uncertainty in the supply of inputs	75.9878	866.580	.189	.901
Quality and quantity of agricultural inputs supplied under OWC	75.9390	857.095	.270	.900



Poor design and political influence affects OWC	76.0854	823.511	.576	.894
Inadequate supervision and monitoring of OWC activities	76.1341	827.253	.545	.894
My household access to social services to information improved due to OWC	75.9878	858.728	.267	.899
My household has better access to shelter now	76.1341	827.253	.545	.894
My household access to education and health services improved	76.1341	824.290	.573	.894
My household access to safe water has improved	76.0854	826.474	.549	.894
My household income has increased	76.1341	824.290	.573	.894
My participation in decision making has increased	76.1341	824.290	.573	.894
My household livelihood has improved	76.1341	827.253	.545	.894
It has offered me employment	76.1341	827.253	.545	.894